



## Benchmark analysis to support IFRC Unified Planning Process for 2023

### Summary report<sup>†</sup>

July 2022

---

<sup>†</sup> This summary report was prepared by Ivan Hajdukovic, who was engaged as an independent consultant for this assignment. He holds a PhD in Economics from the University of Barcelona and previously worked as a data analyst at the IFRC. Should you have any questions or comments about the report, please do not hesitate to contact him.

✉ Ivan Hajdukovic  
Email: [ivan@hajdukovic.com](mailto:ivan@hajdukovic.com)

## Table of Contents

IFRC Region: AFRICA.....	2
Burkina Faso .....	3
Burundi.....	8
Cameroon .....	13
Central African Republic.....	18
Chad .....	23
Democratic Republic of the Congo .....	28
Mozambique.....	33
Mali .....	38
Niger.....	43
Somalia.....	48
South Sudan.....	53
Sudan.....	58
Kenya.....	63
Nigeria.....	68
IFRC Region: EUROPE AND CENTRAL ASIA .....	73
Ukraine .....	74
IFRC Region: AMERICAS.....	79
Colombia .....	80
El Salvador .....	85
Guatemala.....	90
Haiti.....	95
Honduras .....	100
IFRC Region: MENA.....	105
Libya.....	106
Palestine .....	111
Syria .....	116
Yemen .....	121
Lebanon.....	126
Iraq.....	131
IFRC Region: ASIA PACIFIC.....	136
Afghanistan .....	137
Myanmar .....	142

IFRC Region: AFRICA

## Country plan benchmark analysis

IFRC Region

Name of the country

Africa

Burkina Faso

### About

The purpose of this report is to conduct a benchmark analysis to support the IFRC's unified planning process. To this end, we present a country-level data analysis focused on the IFRC's strategic priorities:

- SP1 - Climate and environmental crisis
- SP2 - Evolving crises and disasters
- SP3 - Growing gaps in health and wellbeing
- SP4 - Migration and identity
- SP5 - Values, power, and inclusion

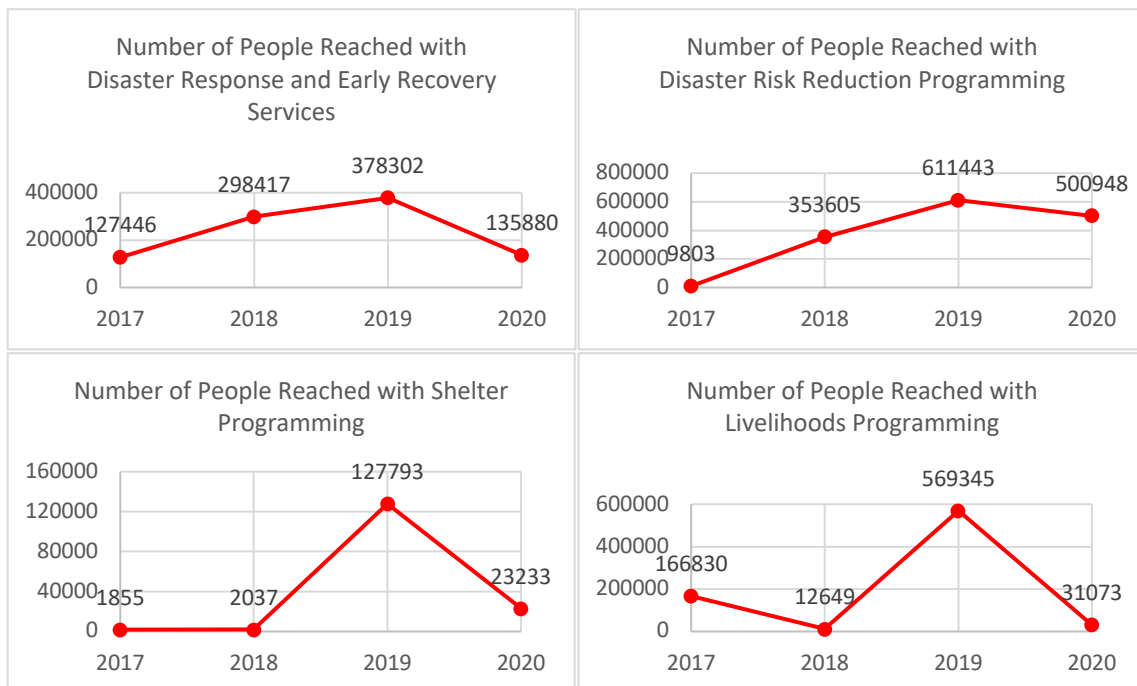
Section 1 analyses IFRC FDRS data and provides an overview of the National Society's responses over the period 2017-2020, broken down by IFRC's strategic priorities. In section 2, we use available inter-agency appeals data for 2022 from UN OCHA (as of June 2022), such as Humanitarian Response Plans (HRPs), and describe the country's humanitarian profile. Section 3 presents the results of the benchmark analysis. We align sector priorities of HRP with the IFRC's strategic priorities and compare FDRS and HRP data. The data on people reached by the National Society and people targeted and in need in the country are analysed. Section 4 contains data on the country's financial status by sector.

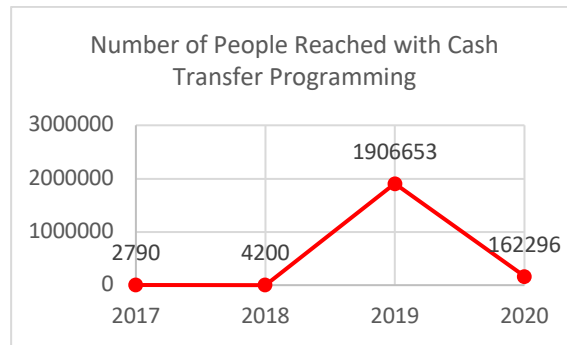
### 1. National Society responses in recent years broken down by IFRC strategic priorities

#### Strategic priority 1: Climate and environmental crisis

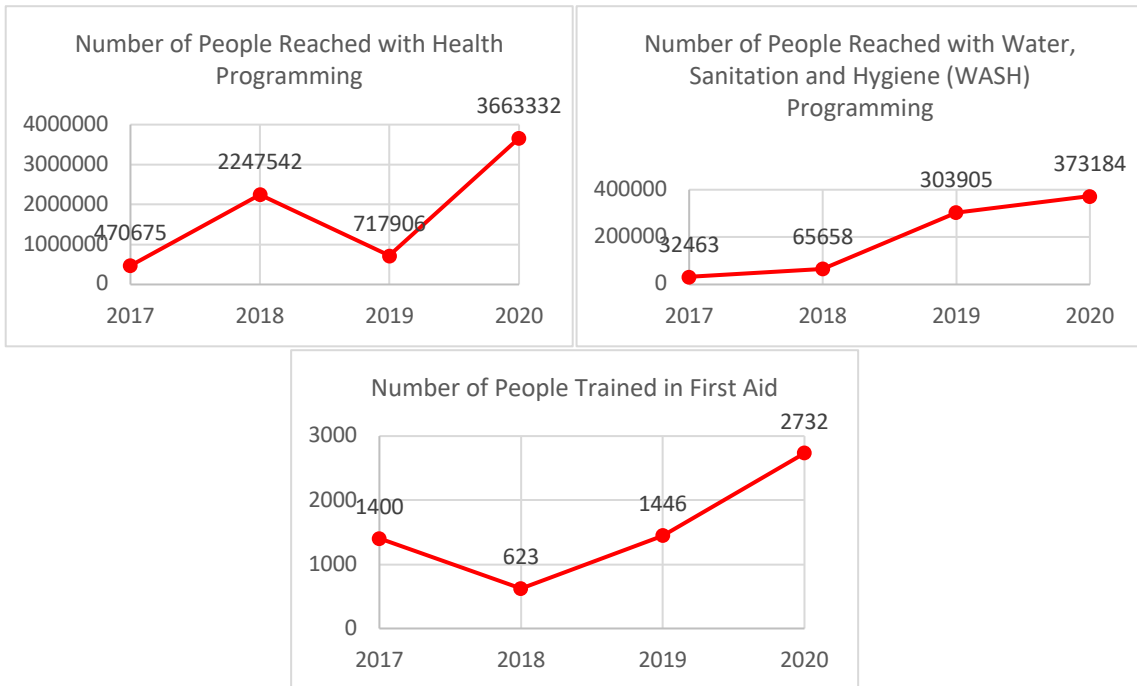
The data on the corresponding FDRS indicators will be collected for the first time in 2022

#### Strategic priority 2: Evolving crises and disasters



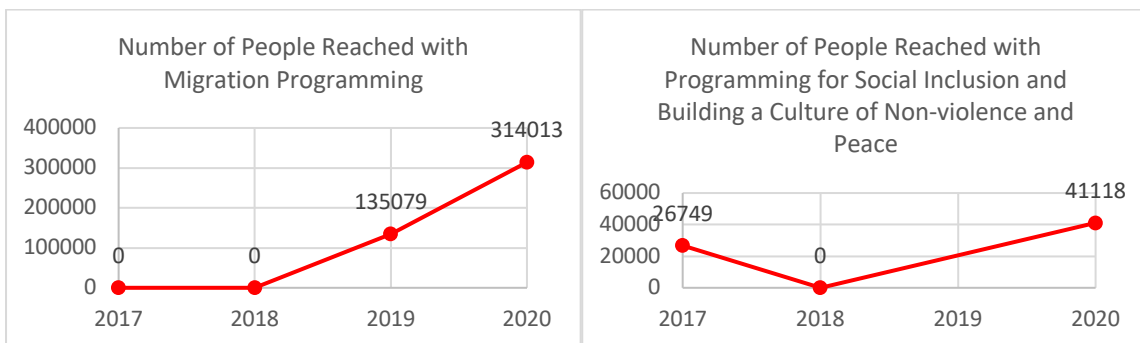


**Strategic priority 3: Growing gaps in health and wellbeing**



**Strategic priority 4: Migration and identity**

**Strategic priority 5: Values, power, and inclusion**



Source: IFRC, Federation-wide Databank and Reporting System (n.d.). Available at <https://data.ifrc.org/fdrs>

The number of people reached with health, WASH, migration and social inclusion programming and people trained in first aid has increased since 2018. These results show the growing importance of the Burkinabe Red Cross Society's activities related to the strategic priorities "SP3 Growing gaps in health and wellbeing", "SP4 Migration and identity" and "SP5 Values, power, and inclusion" in recent years. On the other hand, the values of the FDRS indicators falling under the strategic priority "SP2 Evolving crises and disasters" decreased significantly in 2020 compared to 2019, despite the COVID-19 pandemic.

## 2. Humanitarian Response Plan (HRP) 2022

### 2.1 Country's humanitarian profile as identified by UN OCHA

#### Country's humanitarian profile in 2022

Total population	People in need	People targeted	People reached	Requirements (\$)	Current funding (\$)	Coverage (%)
21.1M	3.5M	3M	N/A	\$ 590.9M	\$ 90.9M	15.4%

### 2.2 HRP sector priorities and activities

#### Country's humanitarian profile by sector in 2022

HRP sector	People in need	Targeted (%)	People targeted	People reached
Shelter/EHI	1'524'824	28.77%	438'680	N/A
Water, sanitation and hygiene (WASH)	2'498'221	67.09%	1'676'178	N/A
Education	995'490	75.48%	751'422	N/A
Management of temporary reception sites	916'912	34.34%	314'855	N/A
Nutrition	1'068'318	60.38%	645'012	N/A
Protection	1'657'477	66.2%	1'097'435	N/A
Response to refugees	26'799	100.00%	26'799	N/A
Health	2'427'305	45.93%	1'114'779	N/A
Food security	2'871'293	81.98%	2'354'020	N/A

Source: Humanitarian Response Plan (n.d.). Available at <https://hum-insight.info/>

About 3 million people are targeted, out of the 3.5 million people in need in Burkina Faso. From the table above, it can be noted that the percentage of people targeted compared to people in need is higher than 70% in sectors related to education, response to refugees and food security. In contrast, there is a significant gap between the number of people in need and those targeted in the shelter/EHI, management of temporary reception sites and health sectors. Moreover, funding coverage is 15.4% and is insufficient to meet all the priorities of the sectors.

### 3. Conclusions of the benchmark analysis

This section presents the results of the benchmark analysis based on the comparison between FDRS and HRP data by IFRC strategic priority. The data on people reached by the National Society and people targeted and in need in the country are analysed.

#### National Society's activities by HRP sector

		2022 FDRS data (Source: IFRC)		2022 HRP data (Source: UN OCHA)	
		National Society		Country	
IFRC strategic priority <sup>a</sup>	Relevant FDRS indicator <sup>b</sup>	Estimated people reached	HRP corresponding sector	People in need	People targeted
SP1	N/A	N/A	N/A	N/A	N/A
SP2	Cash transfer	518'985	Shelter/EHI	1'524'824	438'680
SP3	Health	1'774'864	Food security	2'871'293	2'354'020
			Water, sanitation and hygiene (WASH)	2'498'221	1'676'178
			Nutrition	1'068'318	645'012
SP4	Migration	112'273	Health	2'427'305	1'114'779
			Management of temporary reception sites	916'912	314'855
SP5	Social inclusion	22'622	Education	995'490	751'422
			Protection	1'657'477	1'097'435

<sup>a</sup> IFRC strategic priority: SP1 - Climate and environmental crisis; SP2 - Evolving crises and disasters; SP3 - Growing gaps in health and wellbeing; SP4 - Migration and identity; SP5 - Values, power, and inclusion

<sup>b</sup> For each IFRC strategic priority, we choose the corresponding FDRS indicator with the highest average value during the period 2017-2020. This average value is used as an estimate of people reached for the year 2022<sup>1</sup>

The Burkinabe Red Cross Society has reached over 1.77 million people with health programming. This number exceeds the number of people targeted in the WASH, nutrition and health sectors in the country, but is lower than the number of people in need in the WASH and health sectors. This result demonstrates the good achievement of the National Society against the strategic priority "SP3 Growing gaps in health and wellbeing". On the other hand, the number of people reached with cash transfer, migration and social inclusion programming by the National Society is generally lower than the number of people targeted and in need in their respective sectors in the country.

<sup>1</sup> We acknowledge that this approximation and the time lag represent an important limitation of the analysis and make it less straightforward to compare FDRS and HRP data. Nevertheless, we believe that analysing the National Society's activities against the country's humanitarian profile by sector can provide new insights into the valuable work of the National Society.

## Proportion of people reached by the National Society compared to people in need in the country

2022 FDRS data (Source: IFRC)		2022 HRP data (Source: UN OCHA)	
National Society		Country	
IFRC strategic priority <sup>a</sup>	Relevant FDRS indicator <sup>b</sup>	Estimated people reached (%)	HRP corresponding sector
SP1	N/A	N/A	N/A
SP2	Cash transfer	34.04%	Shelter/EHI
SP3	Health	18.07%	Food security
		71.04%	Water, sanitation and hygiene (WASH)
SP4	Migration	166.13%	Nutrition
		73.12%	Health
SP5	Social inclusion	12.24%	Management of temporary reception sites
		2.27%	Education
		1.36%	Protection

### 4. Additional background information on HRP data in UN OCHA

#### Country's funding status by sector in 2022

HRP sector	Current funding	Funding coverage	Funding required
Shelter/EHI	\$1 993 231	3.67%	\$54 374 801
Coordination	\$3 984 434	34.99%	\$11 385 952
Water, sanitation and hygiene (WASH)	\$2 917 026	4.15%	\$70 230 185
Education	\$514 079	1.14%	\$45 078 754
Management of temporary reception sites	\$0	0.00%	\$5 444 659
Logistics	\$1 250 000	455.21%	\$274 600
Nutrition	\$5 599 177	13.89%	\$40 312 905
Protection	\$823 458	1.13%	\$72 892 586
Response to refugees	\$0	0.00%	\$39 521 084
Health	\$3 799 230	14.36%	\$26 451 213
Food security	\$20 712 834	9.21%	\$224 905 501

Source: Humanitarian Response Plan (n.d.). Available at <https://hum-insight.info/>

From the table above, it can be noted that the current funding is significantly lower than the funding required in all sectors in Burkina Faso, with the exception of logistics.



## Country plan benchmark analysis

IFRC Region

Name of the country

Africa

Burundi

### About

The purpose of this report is to conduct a benchmark analysis to support the IFRC's unified planning process. To this end, we present a country-level data analysis focused on the IFRC's strategic priorities:

- SP1 - Climate and environmental crisis
- SP2 - Evolving crises and disasters
- SP3 - Growing gaps in health and wellbeing
- SP4 - Migration and identity
- SP5 - Values, power, and inclusion

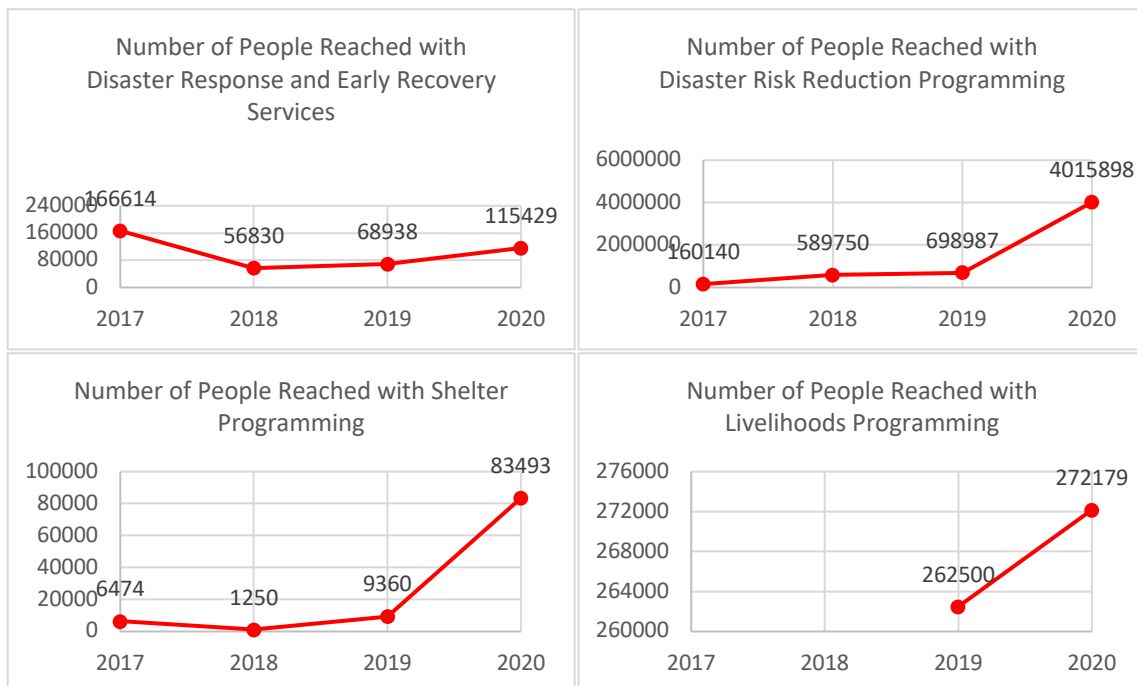
Section 1 analyses IFRC FDRS data and provides an overview of the National Society's responses over the period 2017-2020, broken down by IFRC's strategic priorities. In section 2, we use available inter-agency appeals data for 2022 from UN OCHA (as of June 2022), such as Humanitarian Response Plans (HRPs), and describe the country's humanitarian profile. Section 3 presents the results of the benchmark analysis. We align sector priorities of HRP with the IFRC's strategic priorities and compare FDRS and HRP data. The data on people reached by the National Society and people targeted and in need in the country are analysed. Section 4 contains data on the country's financial status by sector.

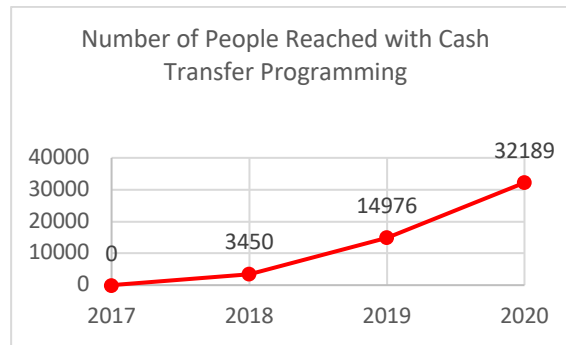
### 1. National Society responses in recent years broken down by IFRC strategic priorities

#### Strategic priority 1: Climate and environmental crisis

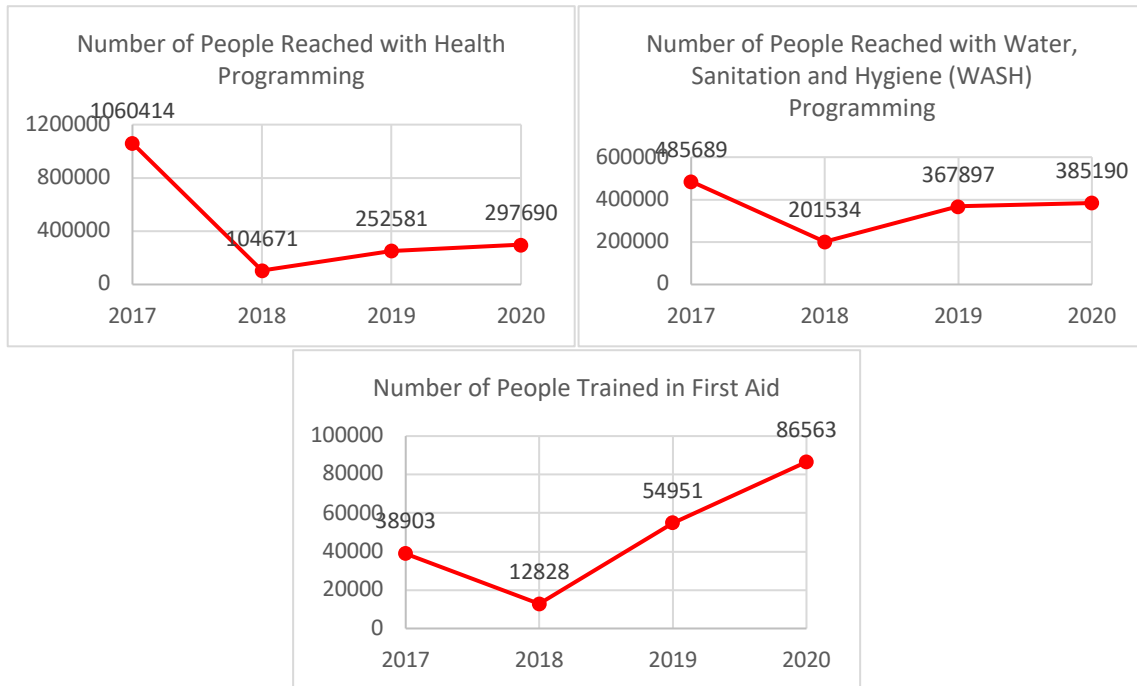
The data on the corresponding FDRS indicators will be collected for the first time in 2022

#### Strategic priority 2: Evolving crises and disasters



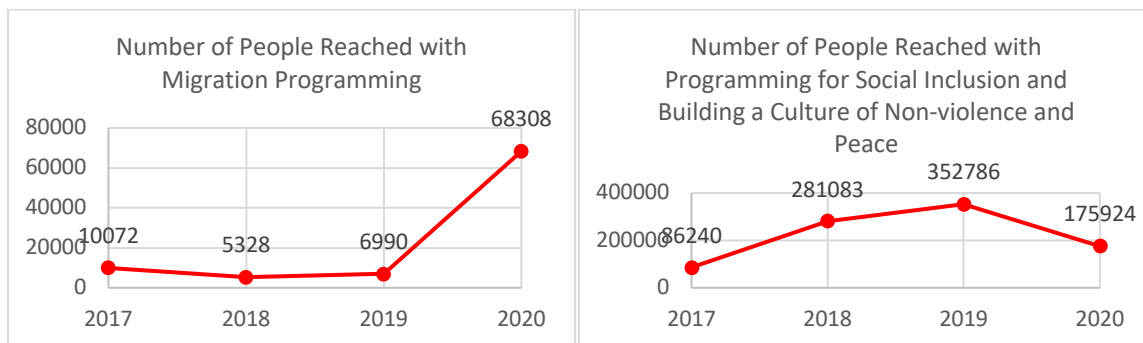


Strategic priority 3: Growing gaps in health and wellbeing



Strategic priority 4: Migration and identity

Strategic priority 5: Values, power, and inclusion



Source: IFRC, Federation-wide Databank and Reporting System (n.d.). Available at <https://data.ifrc.org/fdrs>

The number of people reached with disaster response and early recovery services and disaster risk reduction, shelter, livelihoods and cash transfer programming by the Burundi Red Cross has increased significantly in recent years. The evolution of the number of people reached with health, WASH and migration programming, and people trained in first aid also has a positive trend since 2018. These results show the growing importance of the National Society's activities related to the strategic priorities "SP2 Evolving crisis and disasters", "SP3 Growing gaps in health and wellbeing" and "SP4 Migration and identity". The number of people reached with programming for social inclusion varies from year to year.

## 2. Humanitarian Response Plan (HRP) 2022

### 2.1 Country's humanitarian profile as identified by UN OCHA

#### Country's humanitarian profile in 2022

Total population	People in need	People targeted	People reached	Requirements (\$)	Current funding (\$)	Coverage (%)
13M	1.8M	0.9M	N/A	\$182.4M	\$6M	3.3%

### 2.2 HRP sector priorities and activities

#### Country's humanitarian profile by sector in 2022

HRP sector	People in need	Targeted (%)	People targeted	People reached
Shelter/Non-food items	247'787	99.60%	246'803	N/A
Water, sanitation and hygiene (WASH)	490'399	82.54%	404'756	N/A
Education	180'698	99.46%	179'717	N/A
Nutrition	699'828	67.79%	474'392	N/A
Protection	310'423	80.55%	250'054	N/A
Reponse to returnees	70'000	100.00%	70'000	N/A
Response to refugees	105'000	100.00%	105'000	N/A
Health	788'579	40.37%	318'340	N/A
Food security	1'442'168	35.07%	505'807	N/A

Source: Humanitarian Response Plan (n.d.). Available at <https://hum-insight.info/>

About half of the number of people in need are targeted in Burundi, although there is a significant gap between the number of people in need and those targeted in the health and food security sectors. Moreover, funding coverage is 3.3% and is not sufficient to cover all the activities of the sectors.

### 3. Conclusions of the benchmark analysis

This section presents the results of the benchmark analysis based on the comparison between FDRS and HRP data by IFRC strategic priority. The data on people reached by the National Society and people targeted and in need in the country are analysed.

#### National Society's activities by HRP sector

2022 FDRS data (Source: IFRC)			2022 HRP data (Source: UN OCHA)		
National Society			Country		
IFRC strategic priority <sup>a</sup>	Relevant FDRS indicator <sup>b</sup>	Estimated people reached	HRP corresponding sector	People in need	People targeted
SP1	N/A	N/A	N/A	N/A	N/A
SP2	Disaster risk reduction	101'953	Shelter/Non-food items	247'787	246'803
SP3	Health	428'839	Food security	1'442'168	505'807
			Water, sanitation and hygiene (WASH)	490'399	404'756
			Nutrition	699'828	474'392
SP4	Migration	22'675	Health	788'579	318'340
			Reponse to returnees	70'000	70'000
SP5	Social inclusion	224'008	Response to refugees	105'000	105'000
			Education	180'698	179'717
			Protection	310'423	250'054

<sup>a</sup> IFRC strategic priority: SP1 - Climate and environmental crisis; SP2 - Evolving crises and disasters; SP3 - Growing gaps in health and wellbeing; SP4 - Migration and identity; SP5 - Values, power, and inclusion

<sup>b</sup> For each IFRC strategic priority, we choose the corresponding FDRS indicator with the highest average value during the period 2017-2020. This average value is used as an estimate of people reached for the year 2022<sup>2</sup>

The number of people reached with health and social inclusion programming by the Burundi Red Cross is significant compared to the number of people targeted and in need in their respective sectors in the country. These results show the good achievement of the National Society against the strategic priorities "SP3 Growing gaps in health and wellbeing" and "SP5 Values, power, and inclusion". On the other hand, the number of people reached with disaster risk reduction and migration programming is lower than the number of people targeted and in need in their respective sectors.

<sup>2</sup> We acknowledge that this approximation and the time lag represent an important limitation of the analysis and make it less straightforward to compare FDRS and HRP data. Nevertheless, we believe that analysing the National Society's activities against the country's humanitarian profile by sector can provide new insights into the valuable work of the National Society.

## Proportion of people reached by the National Society compared to people in need in the country

		2022 FDRS data (Source: IFRC)	2022 HRP data (Source: UN OCHA)
		National Society	Country
IFRC strategic priority <sup>a</sup>	Relevant FDRS indicator <sup>b</sup>	Estimated people reached (%)	HRP corresponding sector
SP1	N/A	N/A	N/A
SP2	Disaster risk reduction	41.15%	Shelter/Non-food items
SP3	Health	87.45%	Food security
		61.28%	Water, sanitation and hygiene (WASH)
		54.38%	Nutrition
SP4	Migration	32.39%	Health
		21.60%	Reponse to returnees
SP5	Social inclusion	123.97%	Response to refugees
		72.16%	Education
			Protection

### 4. Additional background information on HRP data in UN OCHA

#### Country's funding status by sector in 2022

HRP sector	Current funding	Funding coverage	Funding required
Shelter/Non-food items	\$1 664 414	8.62%	\$19 309 592
Coordination	\$937 664	37.51%	\$2 500 000
Water, sanitation and hygiene (WASH)	\$100 000	1.03%	\$9 714 144
Education	\$0	0.00%	\$5 332 710
Nutrition	\$0	0.00%	\$15 053 544
Protection	\$625 640	3.60%	\$17 395 692
Reponse to returnees	\$0	0.00%	\$34 513 398
Response to refugees	\$96 946	0.18%	\$54 342 707
Health	\$895 165	16.23%	\$5 516 668
Food security	\$864 373	4.61%	\$18 735 570

Source: Humanitarian Response Plan (n.d.). Available at <https://hum-insight.info/>

The data indicates that funding coverage is very low in all sectors in Burundi. There is an urgent and substantial need for funds to enable the implementation of these activities.

## Country plan benchmark analysis

IFRC Region

Name of the country

Africa

Cameroon

### About

The purpose of this report is to conduct a benchmark analysis to support the IFRC's unified planning process. To this end, we present a country-level data analysis focused on the IFRC's strategic priorities:

- SP1 - Climate and environmental crisis
- SP2 - Evolving crises and disasters
- SP3 - Growing gaps in health and wellbeing
- SP4 - Migration and identity
- SP5 - Values, power, and inclusion

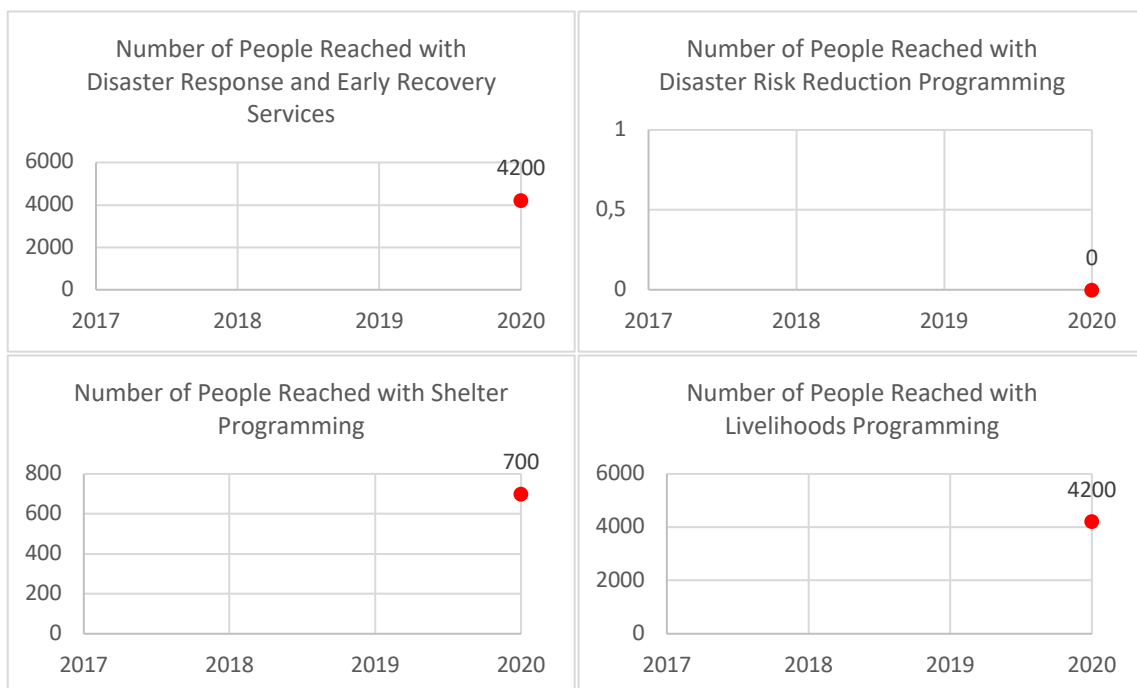
Section 1 analyses IFRC FDRS data and provides an overview of the National Society's responses over the period 2017-2020, broken down by IFRC's strategic priorities. In section 2, we use available inter-agency appeals data for 2022 from UN OCHA (as of June 2022), such as Humanitarian Response Plans (HRPs), and describe the country's humanitarian profile. Section 3 presents the results of the benchmark analysis. We align sector priorities of HRP with the IFRC's strategic priorities and compare FDRS and HRP data. The data on people reached by the National Society and people targeted and in need in the country are analysed. Section 4 contains data on the country's financial status by sector.

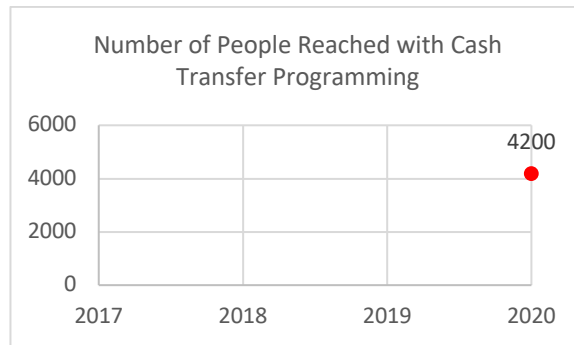
### 1. National Society responses in recent years broken down by IFRC strategic priorities

#### Strategic priority 1: Climate and environmental crisis

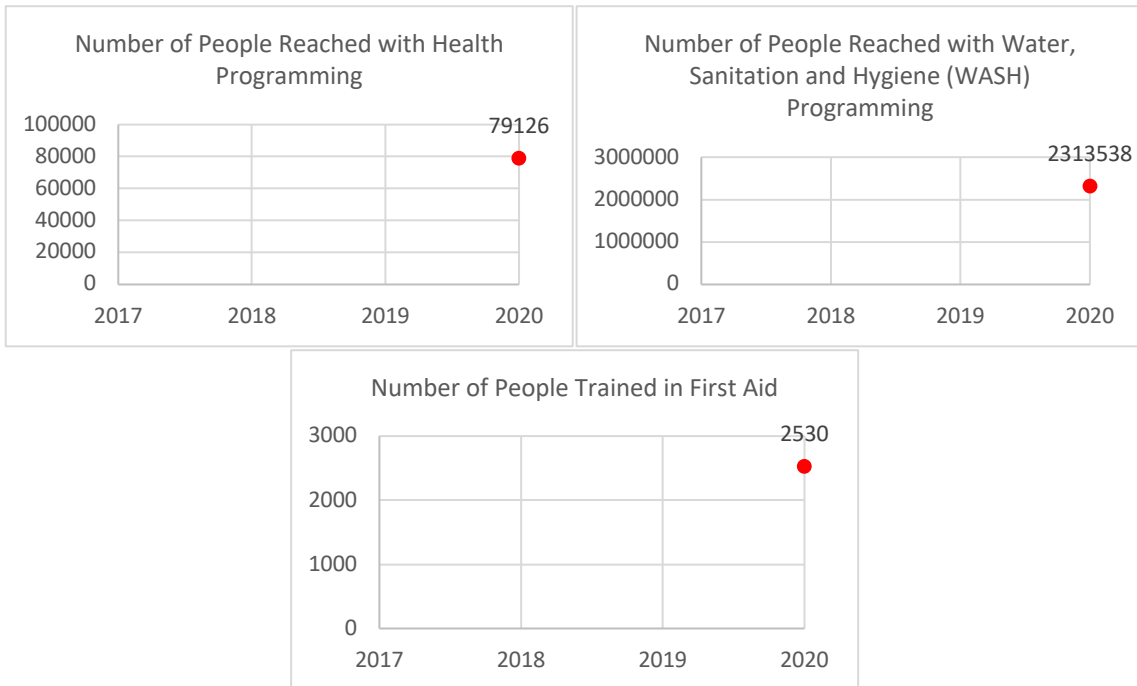
The data on the corresponding FDRS indicators will be collected for the first time in 2022

#### Strategic priority 2: Evolving crises and disasters



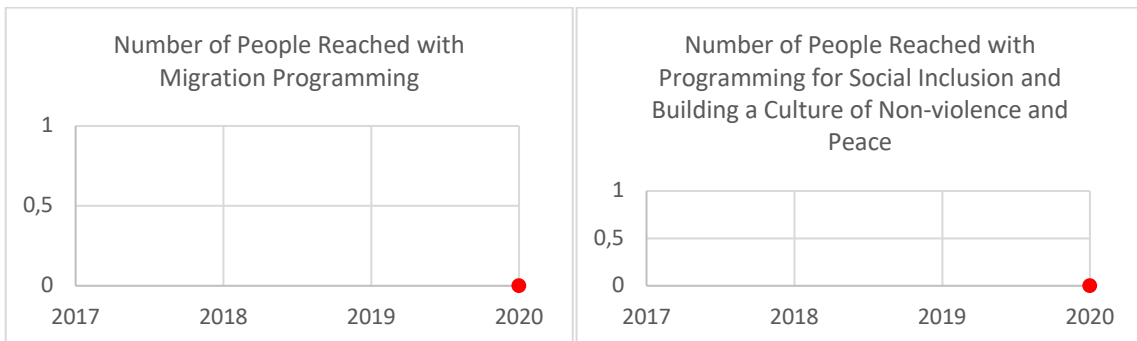


**Strategic priority 3: Growing gaps in health and wellbeing**



**Strategic priority 4: Migration and identity**

**Strategic priority 5: Values, power, and inclusion**



Source: IFRC, Federation-wide Databank and Reporting System (n.d.). Available at <https://data.ifrc.org/fdrs>

The Cameroon Red Cross Society carried out several activities related to the strategic priorities “SP2 Evolving crisis and disasters” and “SP3 Growing gaps in health and wellbeing” in 2020. However, the lack of data availability does not allow a proper analysis of the National Society’s responses in recent years.

## 2. Humanitarian Response Plan (HRP) 2022

### 2.1 Country's humanitarian profile as identified by UN OCHA

#### Country's humanitarian profile in 2022

Total population	People in need	People targeted	People reached	Requirements (\$)	Current funding (\$)	Coverage (%)
27.4M	3.9M	2.6M	N/A	\$376M	\$50.8M	13.5%

### 2.2 HRP sector priorities and activities

#### Country's humanitarian profile by sector in 2022

HRP sector	People in need	Targeted (%)	People targeted	People reached
Early recovery	2'583'821	27.21%	702'980	N/A
Education	1'500'721	76.45%	1'147'334	N/A
Food security	2'591'874	31.98%	828'949	N/A
Health	1'676'878	64.87%	1'087'731	N/A
Nutrition	610'660	71.44%	436'235	N/A
Protection	1'576'495	60.7%	957'595	N/A
Refugee response	613'077	78.83%	483'270	N/A
Shelter and NFI	1'204'756	47.69%	574'578	N/A
Water, sanitation and hygiene (WASH)	1'710'812	74.49%	1'274'302	N/A

Source: Humanitarian Response Plan (n.d.). Available at <https://hum-insight.info/>

About 2.6 million people are targeted out of the 3.9 million people in need in Cameroon. However, there is still a significant gap between the number of people in need and those targeted in sectors related to early recovery, food security and shelter and NFI. Moreover, funding coverage is 13.5% and is insufficient to meet the priorities of the sectors.



### 3. Conclusions of the benchmark analysis

This section presents the results of the benchmark analysis based on the comparison between FDRS and HRP data by IFRC strategic priority. The data on people reached by the National Society and people targeted and in need in the country are analysed.

#### National Society's activities by HRP sector

2022 FDRS data (Source: IFRC)			2022 HRP data (Source: UN OCHA)		
National Society			Country		
IFRC strategic priority <sup>a</sup>	Relevant FDRS indicator <sup>b</sup>	Estimated people reached	HRP corresponding sector	People in need	People targeted
SP1	N/A	N/A	N/A	N/A	N/A
SP2	Disaster response and early recovery services	4'200	Early recovery	2'583'821	702'980
			Food security	2'591'874	828'949
			Shelter and NFI	1'204'756	574'578
SP3	WASH	2'313'538	Water, sanitation and hygiene (WASH)	1'710'812	1'274'302
			Nutrition	610'660	436'235
			Health	1'676'878	1'087'731
SP4	Migration	N/A	Refugee response	613'077	483'270
SP5	Social inclusion	N/A	Education	1'500'721	1'147'334
			Protection	1'576'495	957'595

<sup>a</sup> IFRC strategic priority: SP1 - Climate and environmental crisis; SP2 - Evolving crises and disasters; SP3 - Growing gaps in health and wellbeing; SP4 - Migration and identity; SP5 - Values, power, and inclusion

<sup>b</sup> For each IFRC strategic priority, we choose the corresponding FDRS indicator with the highest average value during the period 2017-2020. This average value is used as an estimate of people reached for the year 2022<sup>3</sup>

The Cameroon Red Cross Society has reached over 2.3 million people with WASH programming, which is more than the number of people targeted and in need in the WASH, nutrition and health sectors in the country. This result shows the very good achievement of the National Society against the strategic priority "SP3 Growing gaps in health and wellbeing". In contrast, the number of people reached with disaster response and early recovery services is significantly lower than the number of people targeted and in need in sectors related to early recovery, food security and shelter and NFI.

<sup>3</sup> We acknowledge that this approximation and the time lag represent an important limitation of the analysis and make it less straightforward to compare FDRS and HRP data. Nevertheless, we believe that analysing the National Society's activities against the country's humanitarian profile by sector can provide new insights into the valuable work of the National Society.

## Proportion of people reached by the National Society compared to people in need in the country

		2022 FDRS data (Source: IFRC)	2022 HRP data (Source: UN OCHA)
		National Society	Country
IFRC strategic priority <sup>a</sup>	Relevant FDRS indicator <sup>b</sup>	Estimated people reached (%)	HRP corresponding sector
SP1	N/A	N/A	N/A
SP2	Disaster response and early recovery services	0.16%	Early recovery
		0.16%	Food security
		0.35%	Shelter and NFI
SP3	WASH	135.23%	Water, sanitation and hygiene (WASH)
		378.86%	Nutrition
		137.97%	Health
SP4	Migration	N/A	Refugee response
SP5	Social inclusion	N/A	Education
			Protection

### 4. Additional background information on HRP data in UN OCHA

#### Country's funding status by sector in 2022

HRP sector	Current funding	Funding coverage	Funding required
Coordination and support services	\$4 706 256	27.14%	\$17 342 270
Early recovery	\$277 775	3.00%	\$9 248 587
Education	\$0	0.00%	\$21 210 450
Food security	\$21 896 015	23.07%	\$94 908 921
Health	\$2 525 116	11.98%	\$21 077 625
Nutrition	\$329 254	1.38%	\$23 801 637
Protection	\$3 097	0.01%	\$33 157 445
Refugee response	\$0	0.00%	\$120 218 575
Shelter and NFI	\$0	0.00%	\$12 989 434
Water, sanitation and hygiene (WASH)	\$1 220 506	5.52%	\$22 091 107

Source: Humanitarian Response Plan (n.d.). Available at <https://hum-insight.info/>

The data indicates that funding coverage is very low in all sectors in Cameroon. There is an urgent and substantial need for funds to enable the implementation of these activities.

## Country plan benchmark analysis

IFRC Region

Africa

Name of the country

Central African Republic

### About

The purpose of this report is to conduct a benchmark analysis to support the IFRC's unified planning process. To this end, we present a country-level data analysis focused on the IFRC's strategic priorities:

- SP1 - Climate and environmental crisis
- SP2 - Evolving crises and disasters
- SP3 - Growing gaps in health and wellbeing
- SP4 - Migration and identity
- SP5 - Values, power, and inclusion

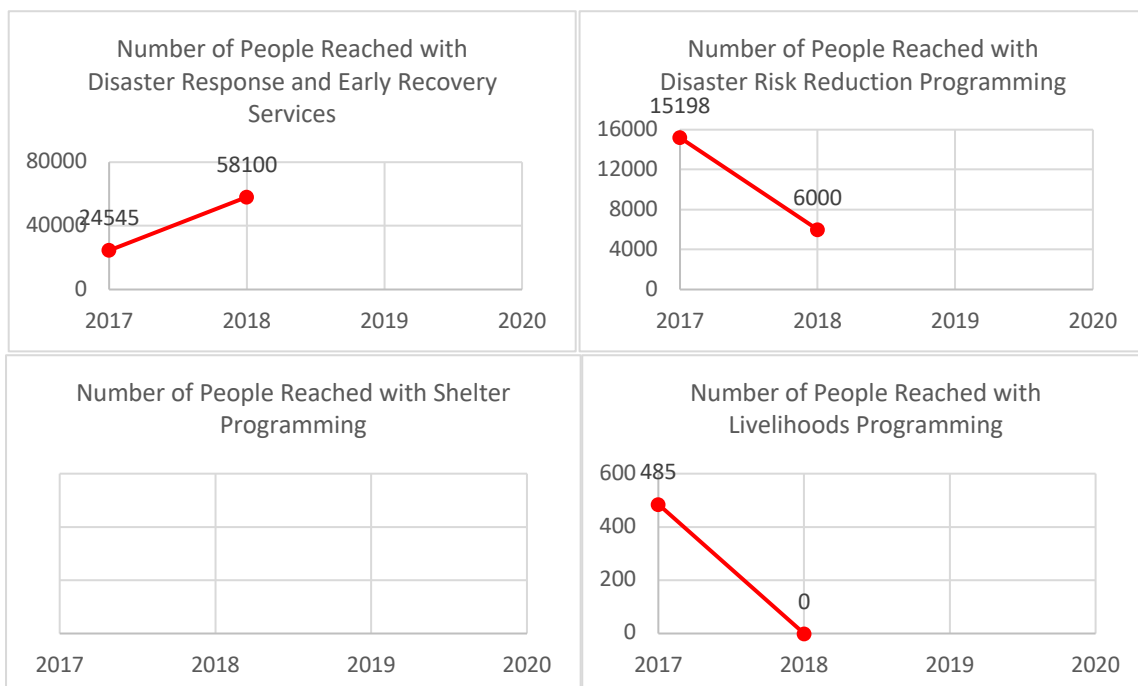
Section 1 analyses IFRC FDRS data and provides an overview of the National Society's responses over the period 2017-2020, broken down by IFRC's strategic priorities. In section 2, we use available inter-agency appeals data for 2022 from UN OCHA (as of June 2022), such as Humanitarian Response Plans (HRPs), and describe the country's humanitarian profile. Section 3 presents the results of the benchmark analysis. We align sector priorities of HRP with the IFRC's strategic priorities and compare FDRS and HRP data. The data on people reached by the National Society and people targeted and in need in the country are analysed. Section 4 contains data on the country's financial status by sector.

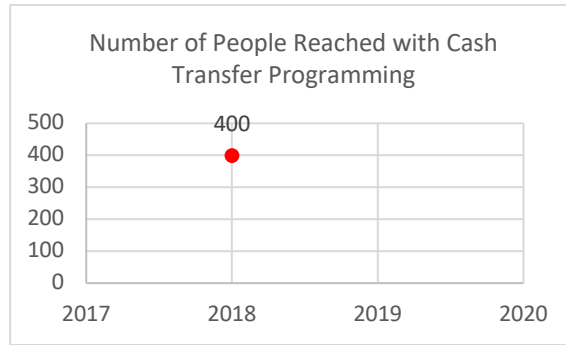
### 1. National Society responses in recent years broken down by IFRC strategic priorities

#### Strategic priority 1: Climate and environmental crisis

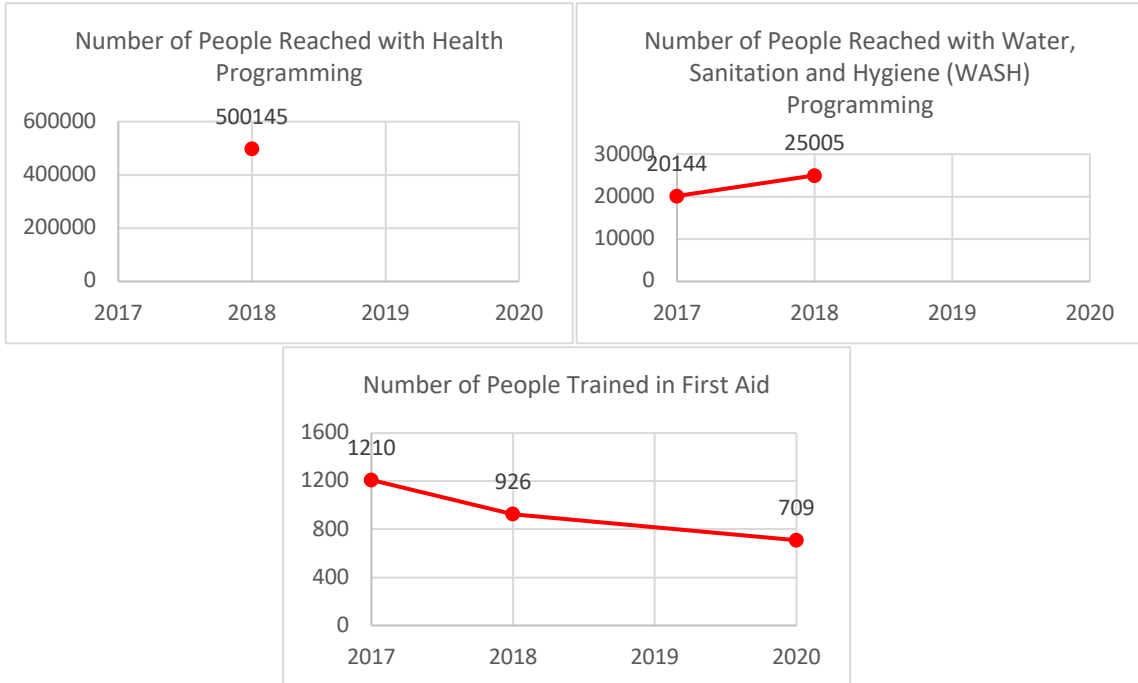
The data on the corresponding FDRS indicators will be collected for the first time in 2022

#### Strategic priority 2: Evolving crises and disasters



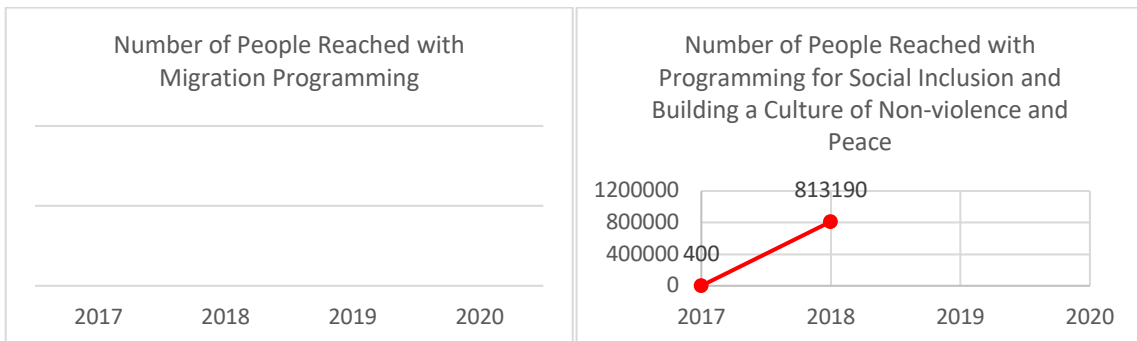


**Strategic priority 3: Growing gaps in health and wellbeing**



**Strategic priority 4: Migration and identity**

**Strategic priority 5: Values, power, and inclusion**



Source: IFRC, Federation-wide Databank and Reporting System (n.d.). Available at <https://data.ifrc.org/fdrs>

The Central African Red Cross Society carried out several activities related to the strategic priorities “SP2 Evolving crisis and disasters”, “SP3 Growing gaps in health and wellbeing” and “SP5 Values, power, and inclusion” from 2017 to 2018. Nevertheless, the lack of data availability for subsequent years does not allow an adequate longer-term analysis of the National Society’s responses.

## 2. Humanitarian Response Plan (HRP) 2022

### 2.1 Country's humanitarian profile as identified by UN OCHA

#### Country's humanitarian profile in 2022

Total population	People in need	People targeted	People reached <sup>4</sup>	Requirements (\$)	Current funding (\$)	Coverage (%)
5M	3.1M	2M	1.79M	\$461.3M	\$181.3M	39.3%

### 2.2 HRP sector priorities and activities

#### Country's humanitarian profile by sector in 2022

HRP sector	People in need	Targeted (%)	People targeted	People reached
Shelter/CCCM/NFI	1'185'461	44.35%	525'798	732'380
Water, sanitation and hygiene (WASH)	2'830'770	52.99%	1'500'074	1'145'752
Education	1'416'329	61.97%	877'745	56'460
Logistics	N/A	N/A	188	544
Nutrition	1'201'539	68.19%	819'337	198'780
Protection	2'700'000	56.00%	1'500'000	N/A
Response to refugees	1'200'000	100.00%	1'200'000	N/A
Health	2'728'915	40.18%	1'096'443	490'944
Food security	2'359'884	80.65%	1'903'278	1'111'000

Source: Humanitarian Response Plan (n.d.). Available at <https://hum-insight.info/>

About 2 million people are targeted out of the 3.1 million people in need in the Central African Republic. Moreover, about 1.79 million people are expected to be reached in the country by the end of 2022. From the table above, it can be noted that there is still a significant gap between the number of people in need and those targeted in sectors related to shelter/CCCM/NFI and health. Finally, funding coverage is 39.3% and is insufficient to meet the priorities of the sectors.

<sup>4</sup> The data published by UN OCHA for the number of people reached is based on the period from January 1 to March 31, 2022. We multiply the latter number by four to get an estimate of the total number of people reached in 2022.

### 3. Conclusions of the benchmark analysis

This section presents the results of the benchmark analysis based on the comparison between FDRS and HRP data by IFRC strategic priority. The data on people reached by the National Society and people targeted and in need in the country are analysed.

#### National Society's activities by HRP sector

2022 FDRS data (Source: IFRC)			2022 HRP data (Source: UN OCHA)		
National Society			Country		
IFRC strategic priority <sup>a</sup>	Relevant FDRS indicator <sup>b</sup>	Estimated people reached	HRP corresponding sector	People in need	People targeted
SP1	N/A	N/A	N/A	N/A	N/A
SP2	Disaster response and early recovery services	41'323	Shelter/CCCM/NFI	1'185'461	525'798
			Food security	2'359'884	1'903'278
SP3	Health	500'145	Water, sanitation and hygiene (WASH)	2'830'770	1'500'074
			Nutrition	1'201'539	819'337
			Health	2'728'915	1'096'443
SP4	Migration	N/A	Response to refugees	1'200'000	1'200'000
SP5	Social inclusion	406'795	Education	1'416'329	877'745
			Protection	2'700'000	1'500'000

<sup>a</sup> IFRC strategic priority: SP1 - Climate and environmental crisis; SP2 - Evolving crises and disasters; SP3 - Growing gaps in health and wellbeing; SP4 - Migration and identity; SP5 - Values, power, and inclusion

<sup>b</sup> For each IFRC strategic priority, we choose the corresponding FDRS indicator with the highest average value during the period 2017-2020. This average value is used as an estimate of people reached for the year 2022<sup>5</sup>

The number of people reached with disaster response and early recovery services, health and social inclusion programming by the Central African Red Cross Society is significantly lower than the number of people targeted and in need in their corresponding sectors in the country.

<sup>5</sup> We acknowledge that this approximation and the time lag represent an important limitation of the analysis and make it less straightforward to compare FDRS and HRP data. Nevertheless, we believe that analysing the National Society's activities against the country's humanitarian profile by sector can provide new insights into the valuable work of the National Society.

## Proportion of people reached by the National Society compared to people in need in the country

		2022 FDRS data (Source: IFRC)	2022 HRP data (Source: UN OCHA)
		National Society	Country
IFRC strategic priority <sup>a</sup>	Relevant FDRS indicator <sup>b</sup>	Estimated people reached (%)	HRP corresponding sector
SP1	N/A	N/A	N/A
SP2	Disaster response and early recovery services	3.49%	Shelter/CCCM/NFI
		1.75%	Food security
SP3	Health	17.67%	Water, sanitation and hygiene (WASH)
		41.63%	Nutrition
		18.33%	Health
SP4	Migration	N/A	Response to refugees
SP5	Social inclusion	28.73%	Education
		15.07%	Protection

### 4. Additional background information on HRP data in UN OCHA

#### Country's funding status by sector in 2022

HRP sector	Current funding	Funding coverage	Funding required
Shelter/CCCM/NFI	\$2 557 170	10.33%	\$24 752 372
Coordination	\$5 661 190	40.44%	\$14 000 000
Water, sanitation and hygiene (WASH)	\$2 272 354	6.59%	\$34 500 000
Education	\$326 479	1.03%	\$31 788 962
Logistics	\$8 834 662	24.26%	\$36 411 158
Nutrition	\$5 284 980	17.73%	\$29 800 000
Protection	\$4 421 002	11.95%	\$37 000 000
Response to refugees	\$0	0.00%	\$49 156 557
Health	\$6 342 784	16.47%	\$38 500 000
Food security	\$93 132 341	57.00%	\$163 400 000
Emergency telecommunication	\$0	0.00%	\$1 944 926

Source: Humanitarian Response Plan (n.d.). Available at <https://hum-insight.info/>

Funding coverage is very low in all sectors in the Central African Republic. There is a substantial need for funds to enable the implementation of these activities.

## Country plan benchmark analysis

IFRC Region

Africa

Name of the country

Chad

### About

The purpose of this report is to conduct a benchmark analysis to support the IFRC's unified planning process. To this end, we present a country-level data analysis focused on the IFRC's strategic priorities:

- SP1 - Climate and environmental crisis
- SP2 - Evolving crises and disasters
- SP3 - Growing gaps in health and wellbeing
- SP4 - Migration and identity
- SP5 - Values, power, and inclusion

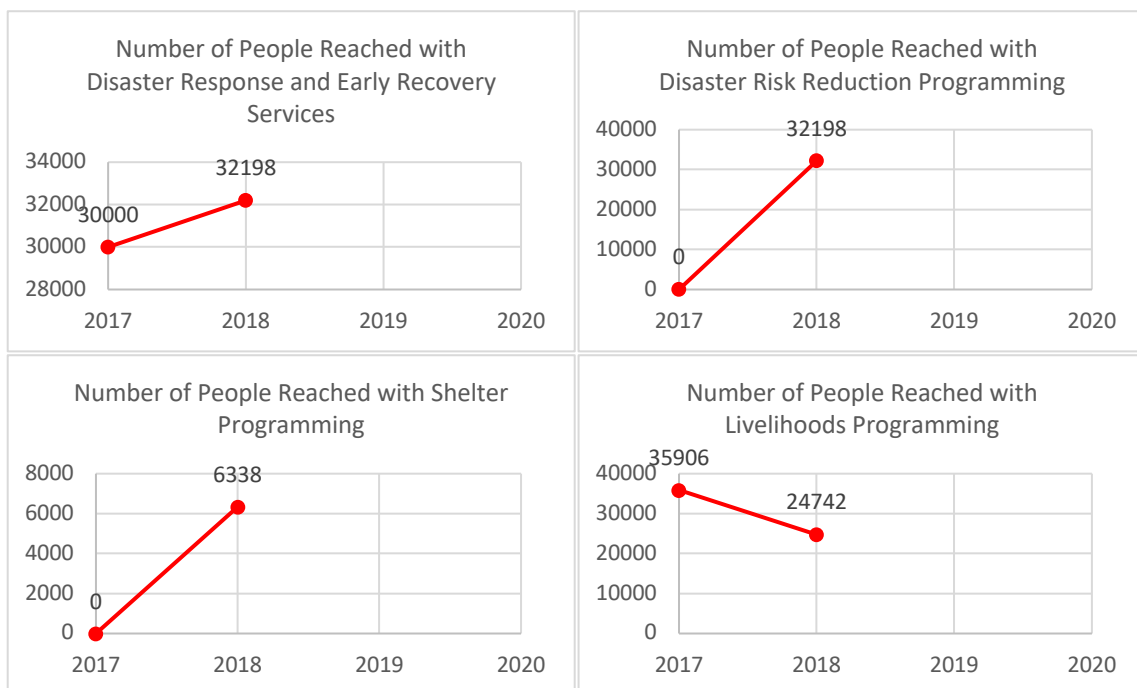
Section 1 analyses IFRC FDRS data and provides an overview of the National Society's responses over the period 2017-2020, broken down by IFRC's strategic priorities. In section 2, we use available inter-agency appeals data for 2022 from UN OCHA (as of June 2022), such as Humanitarian Response Plans (HRPs), and describe the country's humanitarian profile. Section 3 presents the results of the benchmark analysis. We align sector priorities of HRP with the IFRC's strategic priorities and compare FDRS and HRP data. The data on people reached by the National Society and people targeted and in need in the country are analysed. Section 4 contains data on the country's financial status by sector.

### 1. National Society responses in recent years broken down by IFRC strategic priorities

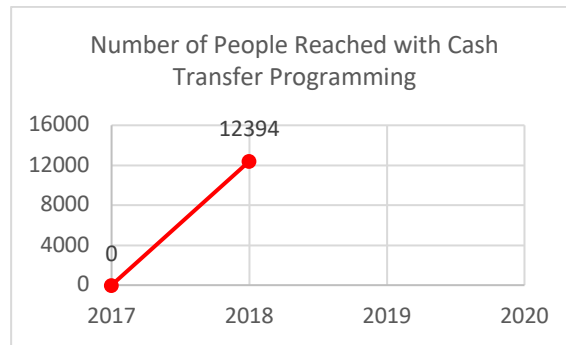
#### Strategic priority 1: Climate and environmental crisis

The data on the corresponding FDRS indicators will be collected for the first time in 2022

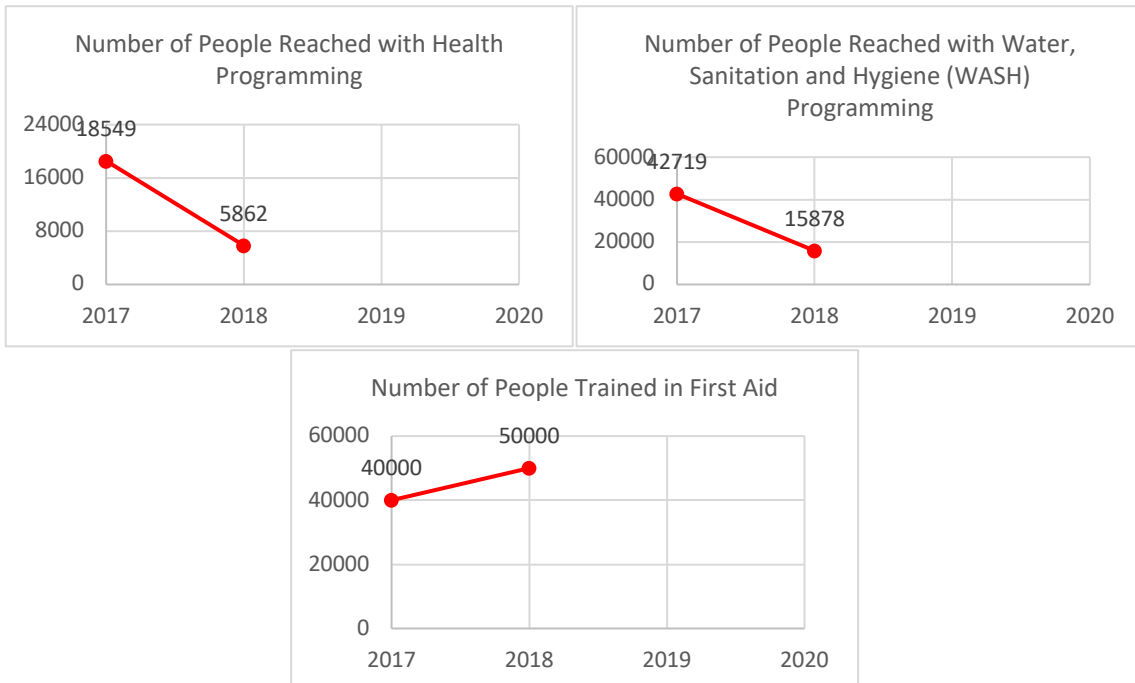
#### Strategic priority 2: Evolving crises and disasters





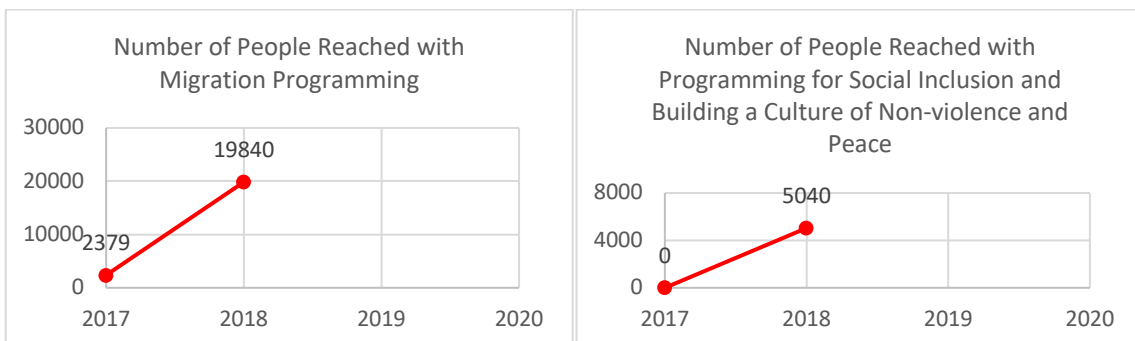


### Strategic priority 3: Growing gaps in health and wellbeing



### Strategic priority 4: Migration and identity

### Strategic priority 5: Values, power, and inclusion



Source: IFRC, Federation-wide Databank and Reporting System (n.d.). Available at <https://data.ifrc.org/fdrs>

The Red Cross of Chad carried out activities related to the IFRC's strategic priorities from 2017 to 2018. The figures show that the number of people reached with disaster response and early recovery services, disaster risk reduction, shelter, cash transfer, migration and social inclusion programming increased significantly during this period. Nevertheless, the lack of data availability for subsequent years does not allow an adequate longer-term analysis of the National Society's responses.

## 2. Humanitarian Response Plan (HRP) 2022

### 2.1 Country's humanitarian profile as identified by UN OCHA

#### Country's humanitarian profile in 2022

Total population	People in need	People targeted	People reached	Requirements (\$)	Current funding (\$)	Coverage (%)
17.1M	6.1M	3.9M	N/A	\$510.9M	\$81.2M	15.9%

### 2.2 HRP sector priorities and activities

#### Country's humanitarian profile by sector in 2022

HRP sector	People in need	Targeted (%)	People targeted	People reached
Shelter/AME	559'836	71.92%	402'620	N/A
CCCM	457'948	100.00%	457'948	N/A
Water, sanitation and hygiene (WASH)	2'842'013	45.00%	1'278'906	N/A
Education	1'406'719	48.33%	679'891	N/A
Nutrition	3'653'081	47.11%	1'720'952	N/A
Protection	614'378	67.62%	415'469	N/A
Response to refugees	535'990	100.00%	535'990	N/A
Health	1'707'723	67.45%	1'151'775	N/A
Food security	4'108'644	80.07%	3'289'887	N/A

Source: Humanitarian Response Plan (n.d.). Available at <https://hum-insight.info/>

About 3.9 million people are targeted out of the 6.1 million people in need in Chad. There is still a significant gap between the number of people in need and those targeted in most sectors, with the exception of CCCM, response to refugees and food security. On the other hand, funding coverage is 15.9% and is insufficient to meet all the priorities of the sectors.

### 3. Conclusions of the benchmark analysis

This section presents the results of the benchmark analysis based on the comparison between FDRS and HRP data by IFRC strategic priority. The data on people reached by the National Society and people targeted and in need in the country are analysed.

#### National Society's activities by HRP sector

2022 FDRS data (Source: IFRC)			2022 HRP data (Source: UN OCHA)		
National Society			Country		
IFRC strategic priority <sup>a</sup>	Relevant FDRS indicator <sup>b</sup>	Estimated people reached	HRP corresponding sector	People in need	People targeted
SP1	N/A	N/A	N/A	N/A	N/A
SP2	Disaster response and early recovery services	31'099	Shelter/AME	559'836	402'620
			Food security	4'108'644	3'289'887
SP3	WASH	29'299	Water, sanitation and hygiene (WASH)	2'842'013	1'278'906
			Nutrition	3'653'081	1'720'952
			Health	1'707'723	1'151'775
			CCCM	457'948	457'948
SP4	Migration	11'110	Response to refugees	535'990	535'990
SP5	Social inclusion	2'570	Education	1'406'719	679'891
			Protection	614'378	415'469

<sup>a</sup> IFRC Strategic priority: SP1 - Climate and environmental crisis; SP2 - Evolving crises and disasters; SP3 - Growing gaps in health and wellbeing; SP4 - Migration and identity; SP5 - Values, power, and inclusion

<sup>b</sup> For each IFRC strategic priority, we choose the corresponding FDRS indicator with the highest average value during the period 2017-2020. This average value is used as an estimate of people reached for the year 2022<sup>6</sup>

The number of people reached with disaster response and early recovery services, WASH, migration and social inclusion programming by the Red Cross of Chad is significantly lower than the number of people targeted and in need in their respective sectors in the country. However, these results should be interpreted with caution as the estimates for the number of people reached in 2022 are only based on the data available for the years 2017 and 2018.

<sup>6</sup> We acknowledge that this approximation and the time lag represent an important limitation of the analysis and make it less straightforward to compare FDRS and HRP data. Nevertheless, we believe that analysing the National Society's activities against the country's humanitarian profile by sector can provide new insights into the valuable work of the National Society.

## Proportion of people reached by the National Society compared to people in need in the country

		2022 FDRS data (Source: IFRC)	2022 HRP data (Source: UN OCHA)
		National Society	Country
IFRC strategic priority <sup>a</sup>	Relevant FDRS indicator <sup>b</sup>	Estimated people reached (%)	HRP corresponding sector
SP1	N/A	N/A	N/A
SP2	Disaster response and early recovery services	5.56%	Shelter/AME
		0.76%	Food security
SP3	WASH	1.03%	Water, sanitation and hygiene (WASH)
		0.80%	Nutrition
		1.72%	Health
SP4	Migration	2.43%	CCCM
		2.07%	Response to refugees
SP5	Social inclusion	0.18%	Education
		0.42%	Protection

### 4. Additional background information on HRP data in UN OCHA

#### Country's funding status by sector in 2022

HRP sector	Current funding	Funding coverage	Funding required
Shelter/AME	\$1 272 236	7.60%	\$16 737 224
CCCM	\$496 000	7.48%	\$6 630 009
Coordination	\$1 259 077	20.54%	\$6 131 085
Water, sanitation and hygiene (WASH)	\$5 742 821	42.53%	\$13 503 800
Education	\$720 487	2.15%	\$33 574 744
Logistics	\$2 126 226	15.31%	\$13 885 071
Nutrition	\$14 882 061	22.45%	\$66 284 067
Protection	\$2 168 255	10.62%	\$20 423 453
Response to refugees	\$2 000 010	2.28%	\$87 790 305
Health	\$2 100 901	7.18%	\$29 251 171
Food security	\$2 141 305	0.99%	\$216 698 970

Source: Humanitarian Response Plan (n.d.). Available at <https://hum-insight.info/>

The table above indicates that funding coverage is very low in all sectors in Chad. There is a substantial need for funds to enable the implementation of these activities.

## Country plan benchmark analysis

IFRC Region

Name of the country

Africa

Democratic Republic of the Congo

### About

The purpose of this report is to conduct a benchmark analysis to support the IFRC’s unified planning process. To this end, we present a country-level data analysis focused on the IFRC’s strategic priorities:

- SP1 - Climate and environmental crisis
- SP2 - Evolving crises and disasters
- SP3 - Growing gaps in health and wellbeing
- SP4 - Migration and identity
- SP5 - Values, power, and inclusion

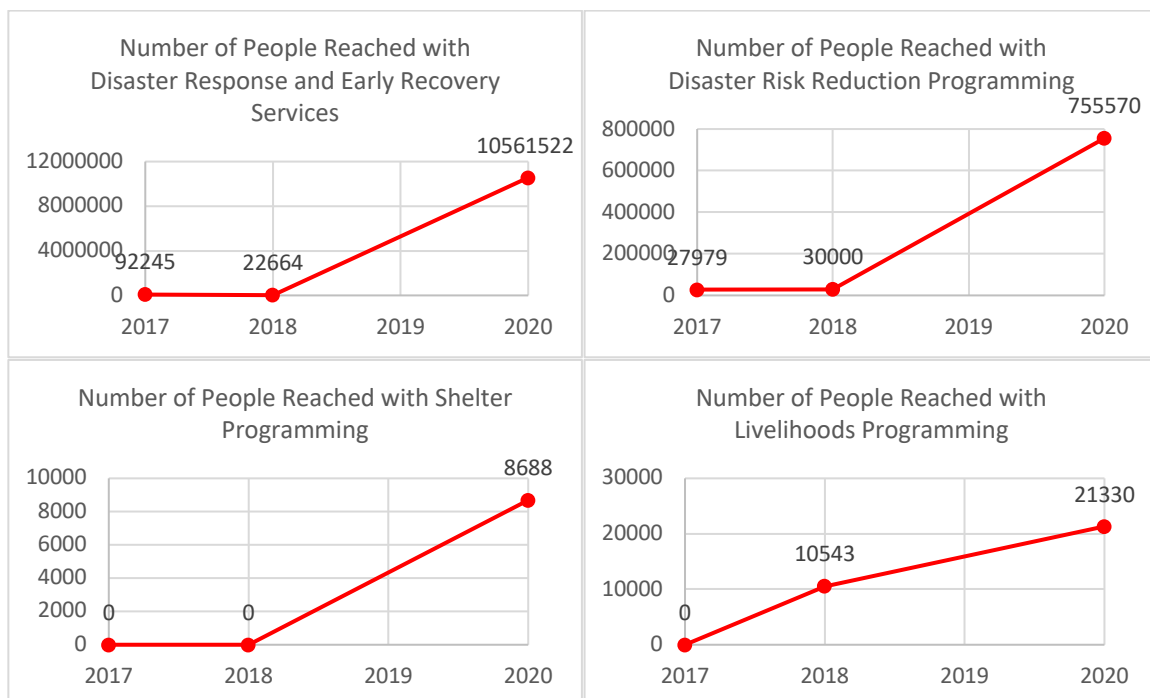
Section 1 analyses IFRC FDRS data and provides an overview of the National Society’s responses over the period 2017-2020, broken down by IFRC’s strategic priorities. In section 2, we use available inter-agency appeals data for 2022 from UN OCHA (as of June 2022), such as Humanitarian Response Plans (HRPs), and describe the country’s humanitarian profile. Section 3 presents the results of the benchmark analysis. We align sector priorities of HRP with the IFRC’s strategic priorities and compare FDRS and HRP data. The data on people reached by the National Society and people targeted and in need in the country are analysed. Section 4 contains data on the country’s financial status by sector.

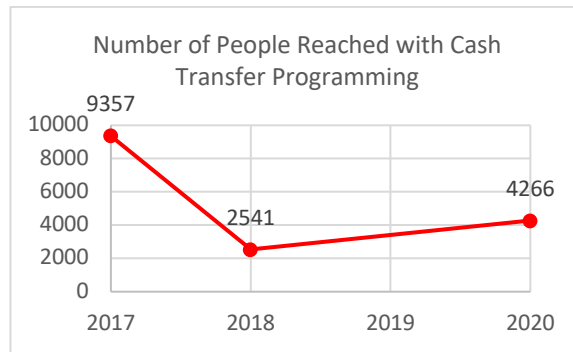
### 1. National Society responses in recent years broken down by IFRC strategic priorities

#### Strategic priority 1: Climate and environmental crisis

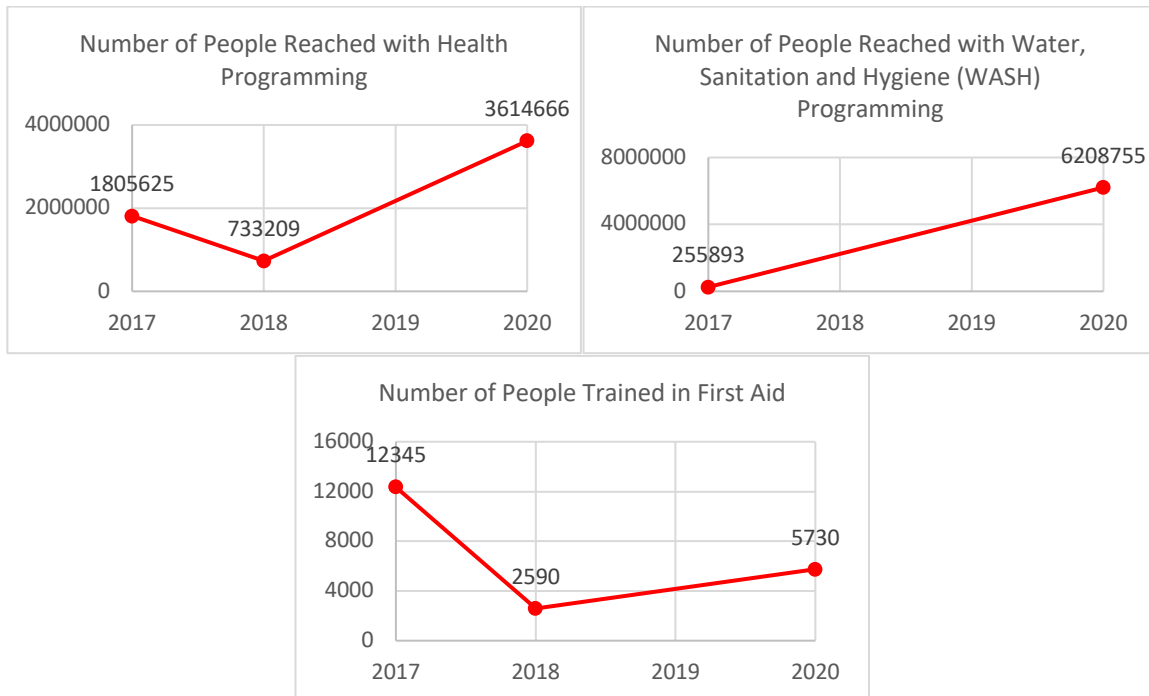
The data on the corresponding FDRS indicators will be collected for the first time in 2022

#### Strategic priority 2: Evolving crises and disasters



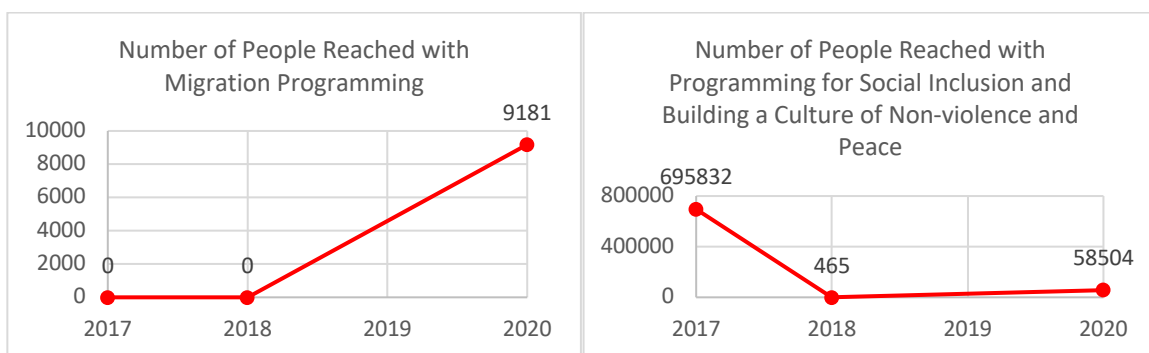


**Strategic priority 3: Growing gaps in health and wellbeing**



**Strategic priority 4: Migration and identity**

**Strategic priority 5: Values, power, and inclusion**



Source: IFRC, Federation-wide Databank and Reporting System (n.d.). Available at <https://data.ifrc.org/fdrs>

The FDRS data shows the important responses of the Red Cross of the Democratic Republic of the Congo in recent years. The number of people reached with National Society's activities under the strategic priorities "SP2 Evolving crisis and disasters", "SP3 Growing gaps in health and wellbeing", "SP4 Migration and identity" and "SP5 Values, power, and inclusion" has increased significantly since 2018.

## 2. Humanitarian Response Plan (HRP) 2022

### 2.1 Country's humanitarian profile as identified by UN OCHA

#### Country's humanitarian profile in 2022

Total population	People in need	People targeted	People reached <sup>7</sup>	Requirements (\$)	Current funding (\$)	Coverage (%)
N/A	27M	8.8M	7.6M	\$1.88BN	\$383.1M	20.4%

### 2.2 HRP sector priorities and activities

#### Country's humanitarian profile by sector in 2022

HRP sector	People in need	Targeted (%)	People targeted	People reached
Shelter	4'049'905	24.76%	1'002'713	406'080
Essential household items	2'902'440	56.26%	1'632'911	1'791'228
Multipurpose Cash	27'000'000	15.19%	4'100'000	1'091'924
Water, sanitation and hygiene (WASH)	6'624'707	50.27%	3'330'214	2'007'992
Education	2'072'129	29.57%	612'699	707'768
Nutrition	6'071'626	48.59%	2'950'086	2'993'020
Protection	9'200'000	41.30%	3'800'000	N/A
Health	8'909'208	73.58%	6'555'429	1'645'280
Food security	27'026'244	32.60%	8'811'320	7'413'020

Source: Humanitarian Response Plan (n.d.). Available at <https://hum-insight.info/>

About 8.8 million people are targeted out of the 27 million people in need in the Democratic Republic of the Congo. Moreover, about 7.6 million people are expected to be reached in the country by the end of 2022. From the table above, it can be noted that the percentage of people targeted compared to people in need is lower than 57% in all sectors, with the exception of health. Finally, funding coverage is 20.4% and is insufficient to meet all the priorities of the sectors.

<sup>7</sup> The data published by the UN OCHA for the number of people reached is based on the period from January 1 to March 31, 2022. We multiply the latter number by four to get an estimate of the total number of people reached in 2022.

### 3. Conclusions of the benchmark analysis

This section presents the results of the benchmark analysis based on the comparison between FDRS and HRP data by IFRC strategic priority. The data on people reached by the National Society and people targeted and in need in the country are analysed.

#### National Society's activities by HRP sector

2022 FDRS data (Source: IFRC)			2022 HRP data (Source: UN OCHA)		
National Society			Country		
IFRC strategic priority <sup>a</sup>	Relevant FDRS indicator <sup>b</sup>	Estimated people reached	HRP corresponding sector	People in need	People targeted
SP1	N/A	N/A	N/A	N/A	N/A
SP2	Disaster response and early recovery services	3'558'810	Shelter	4'049'905	1'002'713
			AME	2'902'440	1'632'911
			Multipurpose cash	27'000'000	4'100'000
SP3	WASH	3'232'324	Food security	27'026'244	8'811'320
			Water, sanitation and hygiene (WASH)	6'624'707	3'330'214
			Health	8'909'208	6'555'429
SP4	Migration	3'060	N/A	N/A	N/A
SP5	Social inclusion	754'801	Education	2'072'129	612'699
			Protection	9'200'000	3'800'000

<sup>a</sup> IFRC strategic priority: SP1 - Climate and environmental crisis; SP2 - Evolving crises and disasters; SP3 - Growing gaps in health and wellbeing; SP4 - Migration and identity; SP5 - Values, power, and inclusion

<sup>b</sup> For each IFRC strategic priority, we choose the corresponding FDRS indicator with the highest average value during the period 2017-2020. This average value is used as an estimate of people reached for the year 2022<sup>8</sup>

The Red Cross of the Democratic Republic of the Congo has reached a significant number of people with disaster response and early recovery services and WASH programming compared to the number of people targeted and in need in some of their respective sectors in the country. These results demonstrate the good achievement of the National Society against the strategic priorities "SP2 Evolving crises and disasters" and "SP3 Growing gaps in health and wellbeing".

<sup>8</sup> We acknowledge that this approximation and the time lag represent an important limitation of the analysis and make it less straightforward to compare FDRS and HRP data. Nevertheless, we believe that analysing the National Society's activities against the country's humanitarian profile by sector can provide new insights into the valuable work of the National Society.



## Proportion of people reached by the National Society compared to people in need in the country

		2022 FDRS data (Source: IFRC)	2022 HRP data (Source: UN OCHA)
		National Society	Country
IFRC strategic priority <sup>a</sup>	Relevant FDRS indicator <sup>b</sup>	Estimated people reached (%)	HRP corresponding sector
SP1	N/A	N/A	N/A
SP2	Disaster response and early recovery services	87.88%	Shelter
		122.61%	AME
		13.18%	Multipurpose cash
		13.17%	Food security
SP3	WASH	48.79%	Water, sanitation and hygiene (WASH)
		36.28%	Health
		53.24%	Nutrition
SP4	Migration	N/A	N/A
SP5	Social inclusion	36.42%	Education
		8.20%	Protection

### 4. Additional background information on HRP data in UN OCHA

#### Country's funding status by sector in 2022

HRP sector	Funding	Funding coverage	Funding required
Multipurpose Cash	\$0	0.00%	\$0
Coordination	\$6 360 945	17.54%	\$36 255 162
Water, sanitation and hygiene (WASH)	\$1 876 498	2.06%	\$91 246 024
Education	\$5 490 659	8.02%	\$68 470 556
Logistics	\$7 297 510	9.77%	\$74 700 000
Nutrition	\$18 735 919	7.24%	\$258 645 165
Protection	\$11 564 748	8.62%	\$134 121 472
Multisectoral response to refugees	\$7 633 734	5.64%	\$135 300 000
Health	\$5 917 528	3.27%	\$180 860 024
Food security	\$99 689 662	13.03%	\$764 822 532

Source: Humanitarian Response Plan (n.d.). Available at <https://hum-insight.info/>

The data indicates that funding coverage is less than 18% in all sectors in the Democratic Republic of the Congo. There is a substantial need for funds to enable the implementation of these activities.

## Country plan benchmark analysis

IFRC Region

Name of the country

Africa

Mozambique

### About

The purpose of this report is to conduct a benchmark analysis to support the IFRC's unified planning process. To this end, we present a country-level data analysis focused on the IFRC's strategic priorities:

- SP1 - Climate and environmental crisis
- SP2 - Evolving crises and disasters
- SP3 - Growing gaps in health and wellbeing
- SP4 - Migration and identity
- SP5 - Values, power, and inclusion

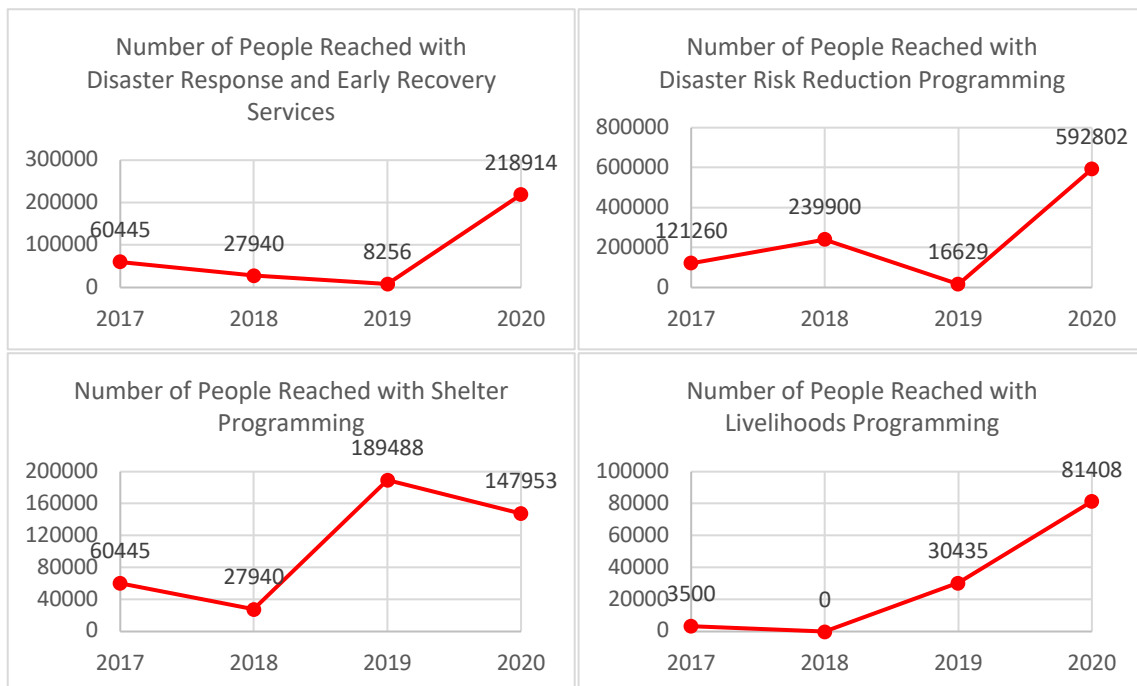
Section 1 analyses IFRC FDRS data and provides an overview of the National Society's responses over the period 2017-2020, broken down by IFRC's strategic priorities. In section 2, we use available inter-agency appeals data for 2022 from UN OCHA (as of June 2022), such as Humanitarian Response Plans (HRPs), and describe the country's humanitarian profile. Section 3 presents the results of the benchmark analysis. We align sector priorities of HRP with the IFRC's strategic priorities and compare FDRS and HRP data. The data on people reached by the National Society and people targeted and in need in the country are analysed. Section 4 contains data on the country's financial status by sector.

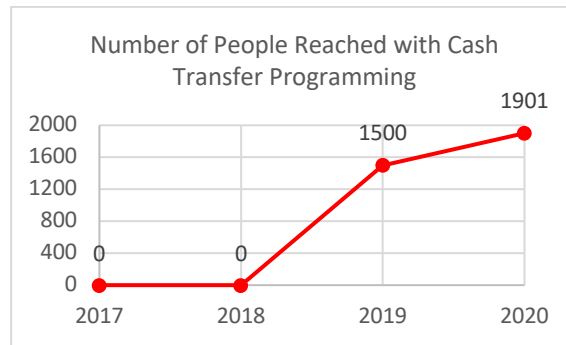
### 1. National Society responses in recent years broken down by IFRC strategic priorities

#### Strategic priority 1: Climate and environmental crisis

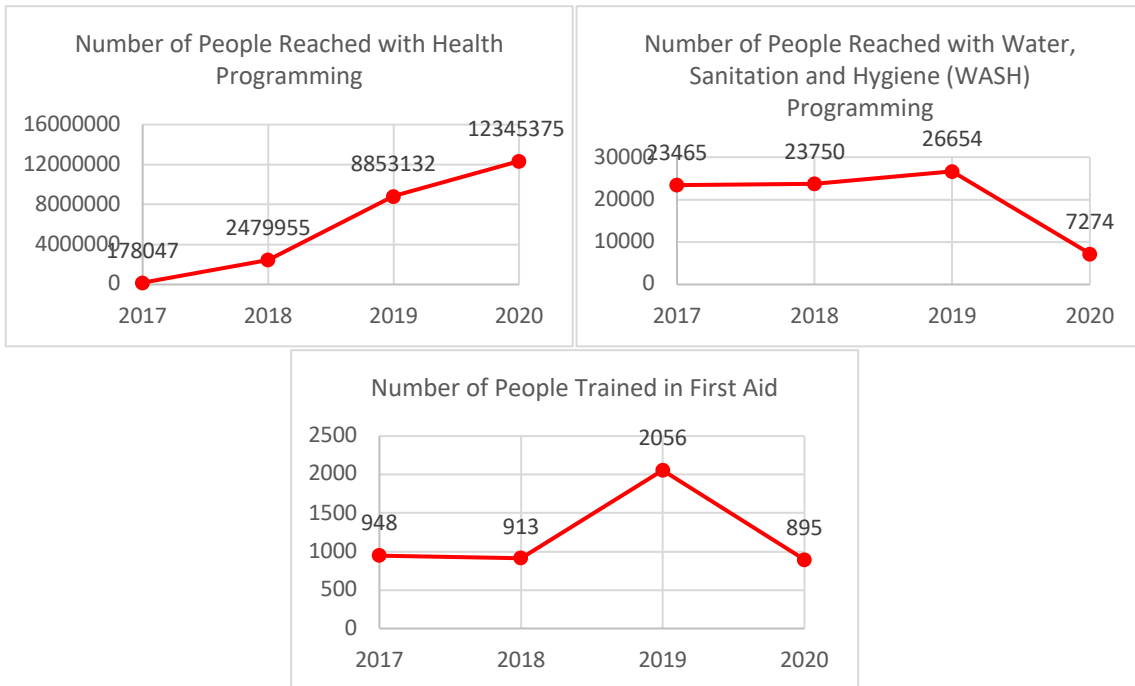
The data on the corresponding FDRS indicators will be collected for the first time in 2022

#### Strategic priority 2: Evolving crises and disasters



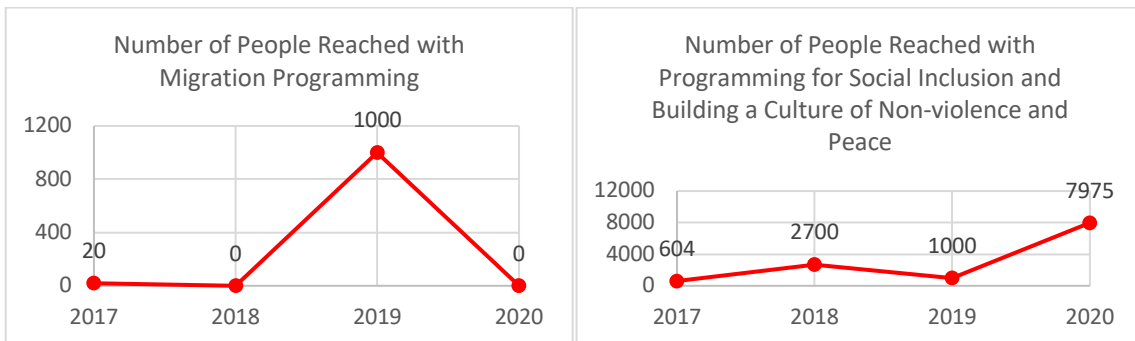


Strategic priority 3: Growing gaps in health and wellbeing



Strategic priority 4: Migration and identity

Strategic priority 5: Values, power, and inclusion



Source: IFRC, Federation-wide Databank and Reporting System (n.d.). Available at <https://data.ifrc.org/fdrs>

The analysis of the FDRS data reveals that the number of people reached with disaster response and early recovery services, disaster risk reduction, shelter, livelihoods, cash transfer and social inclusion programming by the Mozambique Red Cross Society increased significantly in 2020 compared to 2017. The data indicates good progress towards the achievement of the strategic priorities “SP2 Evolving crises and disasters” and “SP5 Values, power, and inclusion”. Moreover, the evolution of the number of people reached with health programming has a positive trend, while the number of people reached with WASH programming decreased in 2020 compared to 2019.

## 2. Humanitarian Response Plan (HRP) 2022

### 2.1 Country's humanitarian profile as identified by UN OCHA

#### Country's humanitarian profile in 2022

Total population	People in need	People targeted	People reached	Requirements (\$)	Current funding (\$)	Coverage (%)
32.2M	1.5M	1.1M	N/A	\$388.5M	\$67.6M	17.4%

### 2.2 HRP sector priorities and activities

#### Country's humanitarian profile by sector in 2022

HRP sector	People in need	Targeted (%)	People targeted	People reached
Camp coordination and camp management (CCCM)	622'108	64.54%	401'520	N/A
Education	386'200	88.46%	341'649	N/A
Food security and livelihoods	1'100'012	88.19%	970'062	N/A
Health	1'301'678	46.80%	609'185	N/A
Nutrition	327'288	61.92%	202'671	N/A
Protection	1'537'637	49.30%	758'495	N/A
Refugee response	31'000	30.65%	9'500	N/A
Shelter/NFIs	981'686	11.93%	117'114	N/A
Water, sanitation and hygiene (WASH)	992'001	83.80%	831'316	N/A

Source: Humanitarian Response Plan (n.d.). Available at <https://hum-insight.info/>

About 1.1 million people are targeted out of the 1.5 million people in need in Mozambique. The percentage of people targeted compared to people in need is relatively high in sectors related to education, food security and livelihoods and WASH and is over 60% in sectors related to CCCM and nutrition. In contrast, there is still a significant gap between the number of people in need and those targeted in the health, protection, refugee response and shelter/NFIs sectors. Moreover, funding coverage is 17.4% and is insufficient to meet all the priorities of the sectors.

### 3. Conclusions of the benchmark analysis

This section presents the results of the benchmark analysis based on the comparison between FDRS and HRP data by IFRC strategic priority. The data on people reached by the National Society and people targeted and in need in the country are analysed.

#### National Society's activities by HRP sector

2022 FDRS data (Source: IFRC)			2022 HRP data (Source: UN OCHA)		
National Society			Country		
IFRC strategic priority <sup>a</sup>	Relevant FDRS indicator <sup>b</sup>	Estimated people reached	HRP corresponding sector	People in need	People targeted
SP1	N/A	N/A	N/A	N/A	N/A
SP2	Disaster risk reduction	242'648	Food security and livelihoods Shelter/NFIs	1'100'012 981'686	970'062 117'114
SP3	Health	5'964'127	Health Nutrition Water, sanitation and hygiene (WASH)	1'301'678 327'288 992'001	609'185 202'671 831'316
SP4	Migration	255	Camp coordination and camp management (CCCM) Refugee response	622'108 31'000	401'520 9'500
SP5	Social inclusion	3'070	Education Protection	386'200 1'537'637	341'649 758'495

<sup>a</sup> IFRC strategic priority: SP1 - Climate and environmental crisis; SP2 - Evolving crises and disasters; SP3 - Growing gaps in health and wellbeing; SP4 - Migration and identity; SP5 - Values, power, and inclusion

<sup>b</sup> For each IFRC strategic priority, we choose the corresponding FDRS indicator with the highest average value during the period 2017-2020. This average value is used as an estimate of people reached for the year 2022<sup>9</sup>

The analysis reveals that the number of people reached with health programming by the Mozambique Red Cross Society is significantly higher than the number of people targeted and in need in their respective sectors in the country. This result shows the very good achievement of the National Society against the strategic priority "SP3 Growing gaps in health and wellbeing". In contrast, the number of people reached with disaster risk reduction, migration and social inclusion programming is significantly lower than the number of people targeted and in need in their respective sectors.

<sup>9</sup> We acknowledge that this approximation and the time lag represent an important limitation of the analysis and make it less straightforward to compare FDRS and HRP data. Nevertheless, we believe that analysing the National Society's activities against the country's humanitarian profile by sector can provide new insights into the valuable work of the National Society.

## Proportion of people reached by the National Society compared to people in need in the country

		2022 FDRS data (Source: IFRC)	2022 HRP data (Source: UN OCHA)
		National Society	Country
IFRC strategic priority <sup>a</sup>	Relevant FDRS indicator <sup>b</sup>	Estimated people reached (%)	HRP corresponding sector
SP1	N/A	N/A	N/A
SP2	Disaster risk reduction	22.06%	Food security and livelihoods
		24.72%	Shelter/NFIs
SP3	Health	458.19%	Health
		1822.29%	Nutrition
		601.22%	Water, sanitation and hygiene (WASH)
SP4	Migration	0.04%	Camp coordination and camp management (CCCM)
		0.82%	Refugee response
SP5	Social inclusion	0.79%	Education
		0.20%	Protection

### 4. Additional background information on HRP data in UN OCHA

#### Country's funding status by sector in 2022

HRP sector	Current funding	Funding coverage	Funding required
Camp coordination and camp management (CCCM)	\$0	0.00%	\$10 841 047
Coordination and common services	\$1 080 198	17.68%	\$6 110 278
Education	\$342 740	1.46%	\$23 498 948
Food security and livelihoods	\$3 761 942	2.04%	\$184 789 563
Health	\$1 982 484	15.68%	\$12 641 677
Logistics	\$2 864 127	47.74%	\$6 000 000
Nutrition	\$0	0.00%	\$19 439 645
Protection	\$228 493	0.55%	\$41 452 316
Refugee response	\$0	0.00%	\$12 784 470
Shelter/NFIs	\$65 574	0.15%	\$42 397 040
Water, sanitation and hygiene (WASH)	\$1 338 688	4.69%	\$28 544 819

Source: Humanitarian Response Plan (n.d.). Available at <https://hum-insight.info/>

The data indicates that funding coverage is very low in all sectors in Mozambique. There is an important need for funds to enable the implementation of these activities.

## Country plan benchmark analysis

IFRC Region

Name of the country

Africa

Mali

### About

The purpose of this report is to conduct a benchmark analysis to support the IFRC's unified planning process. To this end, we present a country-level data analysis focused on the IFRC's strategic priorities:

- SP1 - Climate and environmental crisis
- SP2 - Evolving crises and disasters
- SP3 - Growing gaps in health and wellbeing
- SP4 - Migration and identity
- SP5 - Values, power, and inclusion

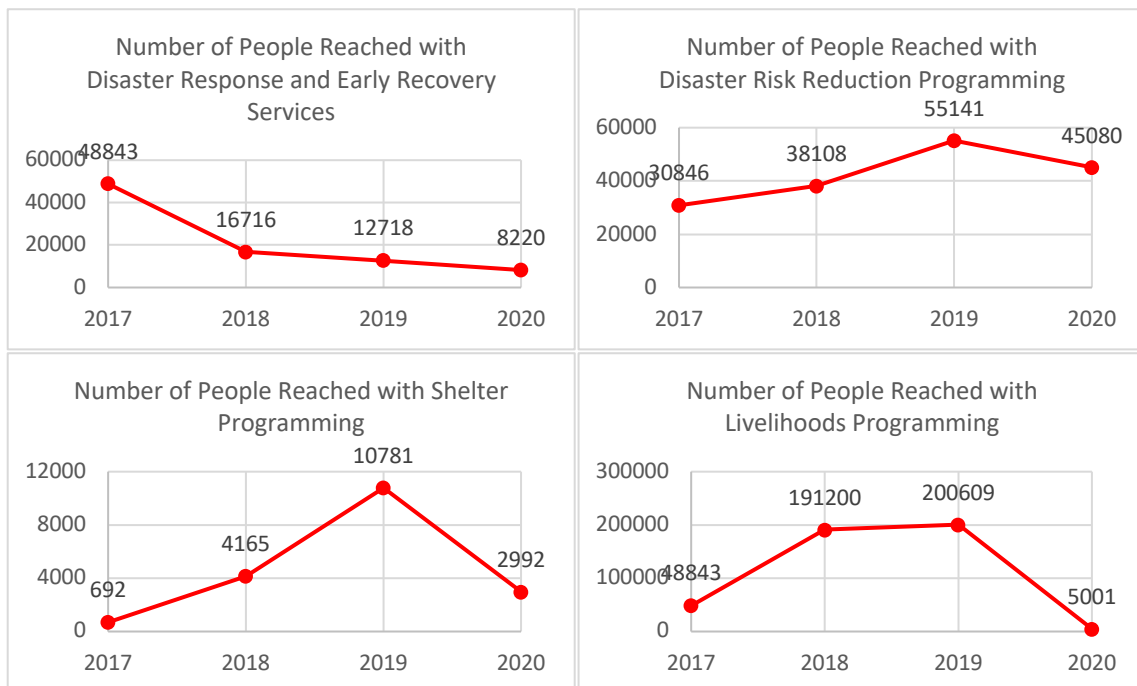
Section 1 analyses IFRC FDRS data and provides an overview of the National Society's responses over the period 2017-2020, broken down by IFRC's strategic priorities. In section 2, we use available inter-agency appeals data for 2022 from UN OCHA (as of June 2022), such as Humanitarian Response Plans (HRPs), and describe the country's humanitarian profile. Section 3 presents the results of the benchmark analysis. We align sector priorities of HRP with the IFRC's strategic priorities and compare FDRS and HRP data. The data on people reached by the National Society and people targeted and in need in the country are analysed. Section 4 contains data on the country's financial status by sector.

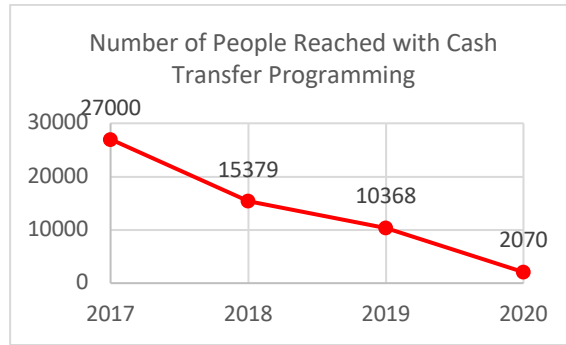
### 1. National Society responses in recent years broken down by IFRC strategic priorities

#### Strategic priority 1: Climate and environmental crisis

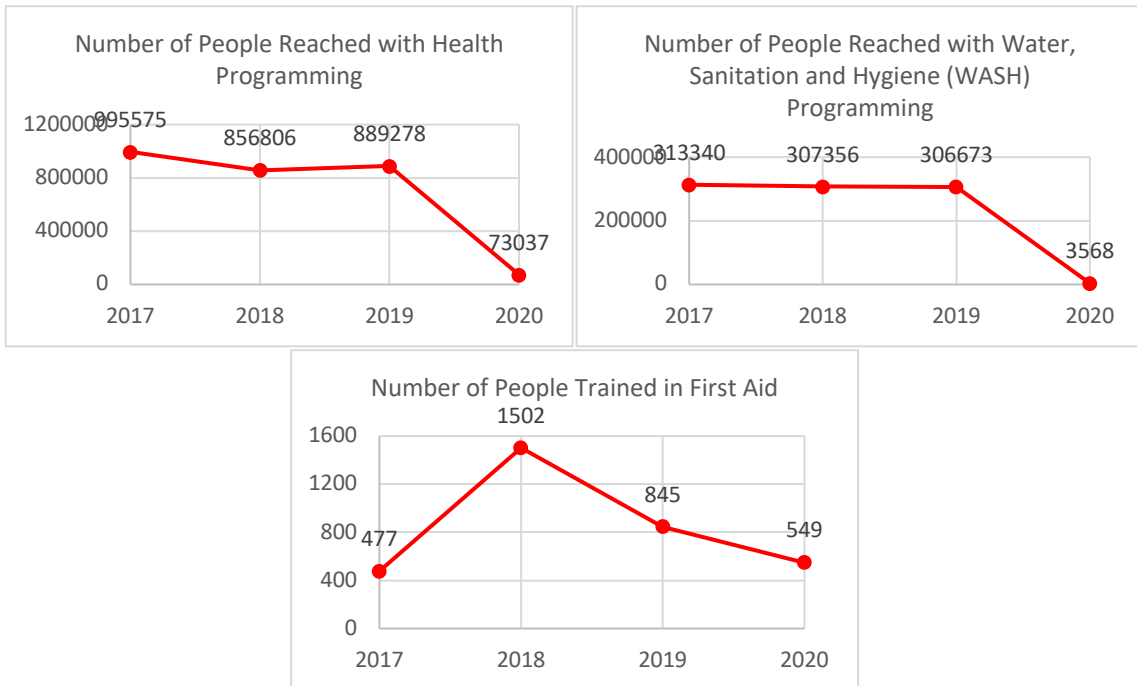
The data on the corresponding FDRS indicators will be collected for the first time in 2022

#### Strategic priority 2: Evolving crises and disasters



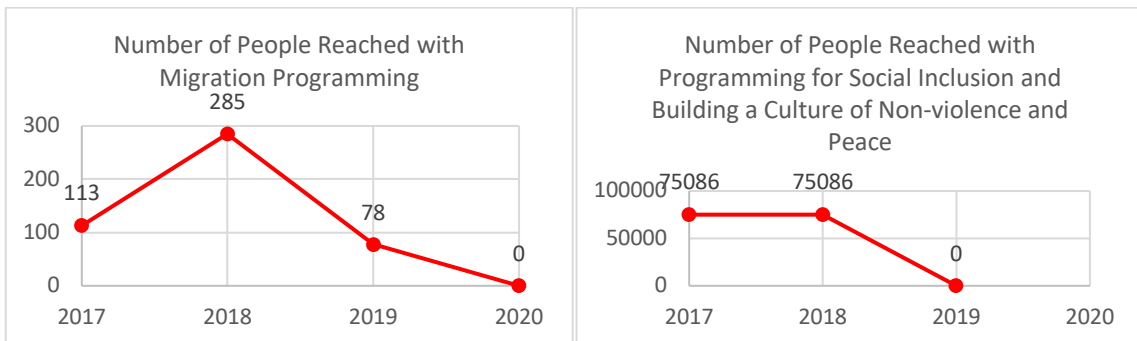


Strategic priority 3: Growing gaps in health and wellbeing



Strategic priority 4: Migration and identity

Strategic priority 5: Values, power, and inclusion



Source: IFRC, Federation-wide Databank and Reporting System (n.d.). Available at <https://data.ifrc.org/fdrs>

The values of the FDRS indicators relating to the IFRC's strategic priorities generally vary from year to year and do not show a clear trend during the period 2017-2020. The data shows that the number of people reached by the Mali Red Cross activities decreased significantly in 2020 compared to 2019.



## 2. Humanitarian Response Plan (HRP) 2022

### 2.1 Country's humanitarian profile as identified by UN OCHA

#### Country's humanitarian profile in 2022

Total population	People in need	People targeted	People reached	Requirements (\$)	Current funding (\$)	Coverage (%)
N/A	7.5M	5.3M	N/A	\$685.7M	\$78.2M	11.4%

### 2.2 HRP sector priorities and activities

#### Country's humanitarian profile by sector in 2022

HRP sector	People in need	Targeted (%)	People targeted	People reached
Shelter/Non-food items	2'162'760	67.58%	1'461'546	N/A
Coordination	N/A	N/A	N/A	N/A
Water, sanitation and hygiene (WASH)	3'743'606	70.00%	2'620'524	N/A
Education	2'920'875	37.01%	1'080'900	N/A
Nutrition	3'394'692	80.00%	2'715'754	N/A
Protection	3'000'000	96.67%	2'900'000	N/A
Response to refugees	110'378	100.00%	110'378	N/A
Health	4'373'117	47.63%	2'082'969	N/A
Food security	3'510'447	80.00%	2'808'358	N/A

Source: Humanitarian Response Plan (n.d.). Available at <https://hum-insight.info/>

About 5.3 million people are targeted out of the 7.5 million people in need in Mali. The percentage of people targeted compared to people in need is relatively high in sectors related WASH, nutrition, protection, response to refugees and food security. In contrast, there is still a significant gap between the number of people in need and those targeted in the education and health sectors. Moreover, funding coverage is 11.4% and is insufficient to meet all the priorities of the sectors.

### 3. Conclusions of the benchmark analysis

This section presents the results of the benchmark analysis based on the comparison between FDRS and HRP data by IFRC strategic priority. The data on people reached by the National Society and people targeted and in need in the country are analysed.

#### National Society's activities by HRP sector

2022 FDRS data (Source: IFRC)			2022 HRP data (Source: UN OCHA)		
National Society			Country		
IFRC strategic priority <sup>a</sup>	Relevant FDRS indicator <sup>b</sup>	Estimated people reached	HRP corresponding sector	People in need	People targeted
SP1	N/A	N/A	N/A	N/A	N/A
SP2	Livelihoods	111'413	Shelter/Non-food items	2'162'760	1'461'546
SP3	Health	703'674	Food security	3'510'447	2'808'358
			Water, sanitation and hygiene (WASH)	3'743'606	2'620'524
			Nutrition	3'394'692	2'715'754
SP4	Migration	119	Health	4'373'117	2'082'969
			Response to refugees	110'378	110'378
SP5	Social inclusion	50'057	Education	2'920'875	1'080'900
			Protection	3'000'000	2'900'000

<sup>a</sup> IFRC strategic priority: SP1 - Climate and environmental crisis; SP2 - Evolving crises and disasters; SP3 - Growing gaps in health and wellbeing; SP4 - Migration and identity; SP5 - Values, power, and inclusion

<sup>b</sup> For each IFRC strategic priority, we choose the corresponding FDRS indicator with the highest average value during the period 2017-2020. This average value is used as an estimate of people reached for the year 2022<sup>10</sup>

The comparison between FDRS and HRP data reveals that the number of people reached with livelihoods, health, migration and social inclusion programming by the Mali Red Cross is significantly lower than the number of people targeted and in need in their respective sectors in the country.

<sup>10</sup> We acknowledge that this approximation and the time lag represent an important limitation of the analysis and make it less straightforward to compare FDRS and HRP data. Nevertheless, we believe that analysing the National Society's activities against the country's humanitarian profile by sector can provide new insights into the valuable work of the National Society.

## Proportion of people reached by the National Society compared to people in need in the country

		2022 FDRS data (Source: IFRC)	2022 HRP data (Source: UN OCHA)
		National Society	Country
IFRC strategic priority <sup>a</sup>	Relevant FDRS indicator <sup>b</sup>	Estimated people reached (%)	HRP corresponding sector
SP1	N/A	N/A	N/A
SP2	Livelihoods	5.15%	Shelter/Non-food items
		3.17%	Food security
SP3	Health	18.80%	Water, sanitation and hygiene (WASH)
		20.73%	Nutrition
		16.09%	Health
SP4	Migration	0.11%	Response to refugees
SP5	Social inclusion	1.71%	Education
		1.17%	Protection

### 4. Additional background information on HRP data in UN OCHA

#### Country's funding status by sector in 2022

HRP sector	Current funding	Funding coverage	Funding required
Shelter/Non-food items	\$82 029	0.41%	\$19 905 950
Coordination	\$5 427 818	20.57%	\$26 389 269
Water, sanitation and hygiene (WASH)	\$2 496 810	4.53%	\$55 168 438
Education	\$1 027 855	1.72%	\$59 649 585
Nutrition	\$10 514 624	13.46%	\$78 100 298
Protection	\$3 170 351	4.87%	\$65 152 004
Response to refugees	\$0	0.00%	\$64 438 743
Health	\$1 626 074	7.11%	\$22 880 163
Food security	\$16 321 406	5.55%	\$294 050 369

Source: Humanitarian Response Plan (n.d.). Available at <https://hum-insight.info/>

The data indicates that funding coverage is less than 21% in all sectors in Mali. There is an urgent and substantial need for funds to enable the implementation of these activities in the country.

## Country plan benchmark analysis

IFRC Region

Name of the country

Africa

Niger

### About

The purpose of this report is to conduct a benchmark analysis to support the IFRC's unified planning process. To this end, we present a country-level data analysis focused on the IFRC's strategic priorities:

- SP1 - Climate and environmental crisis
- SP2 - Evolving crises and disasters
- SP3 - Growing gaps in health and wellbeing
- SP4 - Migration and identity
- SP5 - Values, power, and inclusion

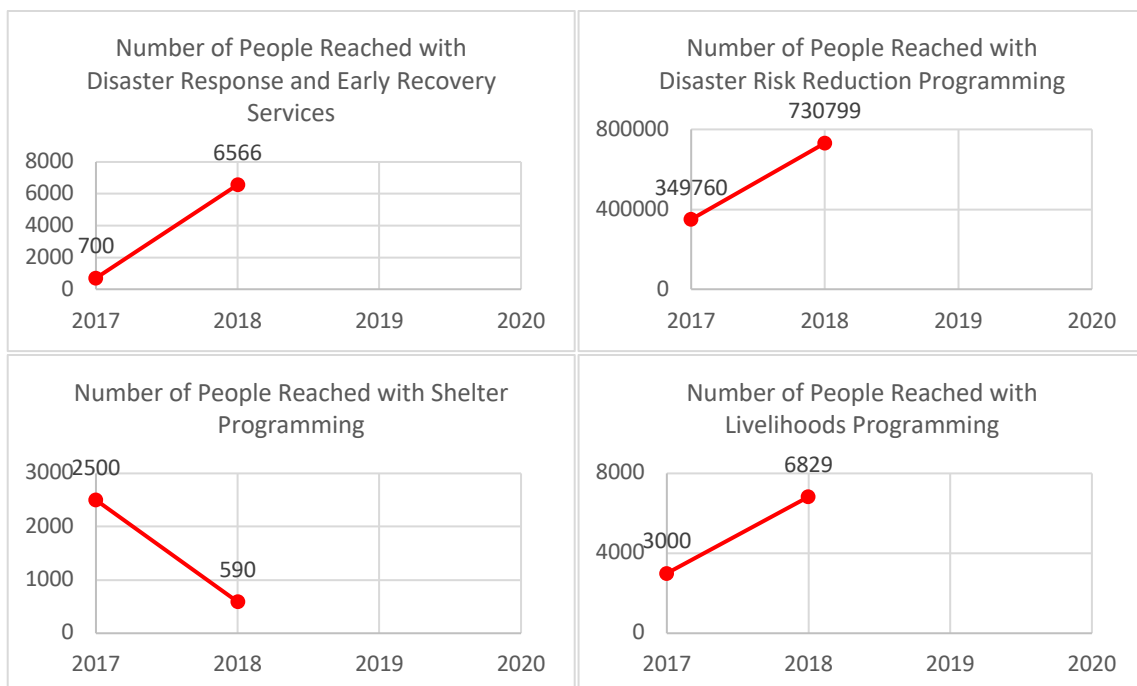
Section 1 analyses IFRC FDRS data and provides an overview of the National Society's responses over the period 2017-2020, broken down by IFRC's strategic priorities. In section 2, we use available inter-agency appeals data for 2022 from UN OCHA (as of June 2022), such as Humanitarian Response Plans (HRPs), and describe the country's humanitarian profile. Section 3 presents the results of the benchmark analysis. We align sector priorities of HRP with the IFRC's strategic priorities and compare FDRS and HRP data. The data on people reached by the National Society and people targeted and in need in the country are analysed. Section 4 contains data on the country's financial status by sector.

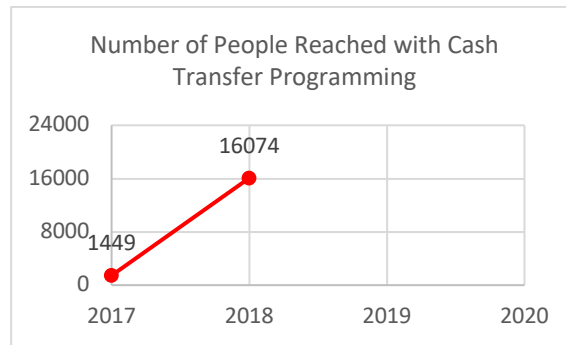
### 1. National Society responses in recent years broken down by IFRC strategic priorities

#### Strategic priority 1: Climate and environmental crisis

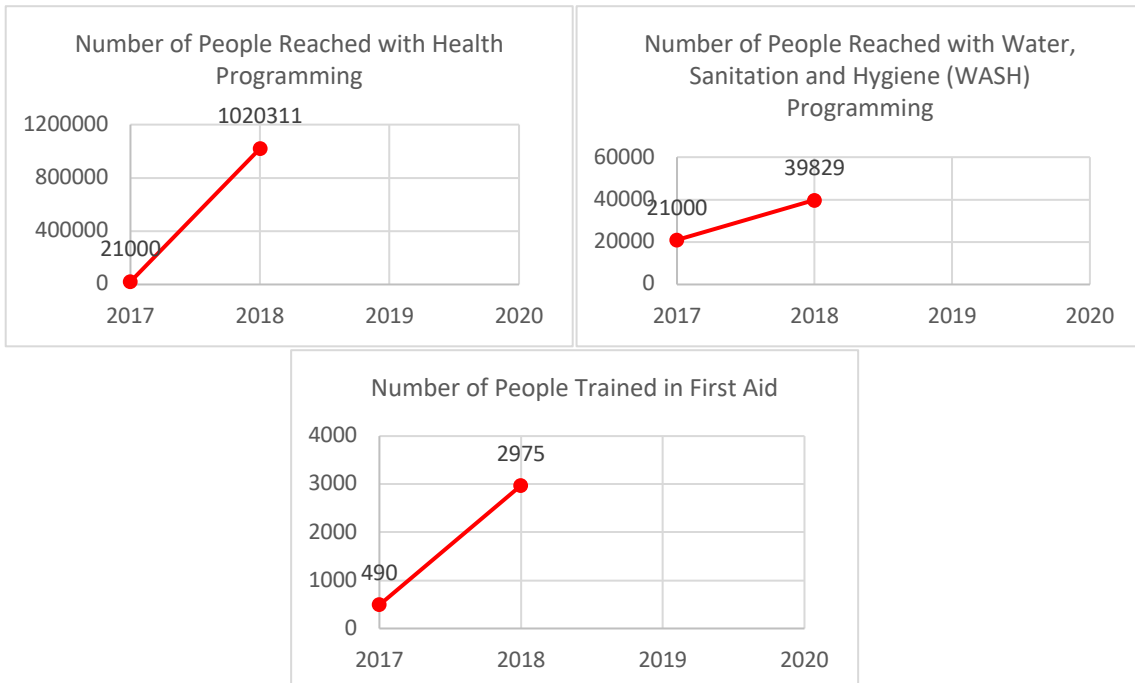
The data on the corresponding FDRS indicators will be collected for the first time in 2022

#### Strategic priority 2: Evolving crises and disasters






**Strategic priority 3: Growing gaps in health and wellbeing**



**Strategic priority 4: Migration and identity**

**Strategic priority 5: Values, power, and inclusion**



Source: IFRC, Federation-wide Databank and Reporting System (n.d.). Available at <https://data.ifrc.org/fdrs>

The Red Cross Society of Niger carried out several activities related to the IFRC's strategic priorities from 2017 to 2018. The data shows that the indicator values increased significantly in 2018 compared to 2017, with the exception of shelter. Nevertheless, the lack of data availability for subsequent years does not allow a longer-term analysis of the National Society's responses.

## 2. Humanitarian Response Plan (HRP) 2022

### 2.1 Country's humanitarian profile as identified by UN OCHA

#### Country's humanitarian profile in 2022

Total population	People in need	People targeted	People reached	Requirements (\$)	Current funding (\$)	Coverage (%)
25.1M	3.7M	2.3M	N/A	\$552.6M	\$80.9M	14.6%

### 2.2 HRP sector priorities and activities

#### Country's humanitarian profile by sector in 2022

HRP sector	People in need	Targeted (%)	People targeted	People reached
Shelter/NFI	835'086	80.00%	668'069	N/A
Water, sanitation and hygiene (WASH)	1'236'618	72.99%	902'588	N/A
Education	405'993	100.00%	405'993	N/A
Nutrition	2'393'810	70.33%	1'683'573	N/A
Protection	1'100'000	30.17%	331'900	N/A
Response to refugees	571'630	71.12%	406'566	N/A
Health	1'214'587	77.22%	937'883	N/A
Food security	3'865'188	61.82%	2'389'432	N/A

Source: Humanitarian Response Plan (n.d.). Available at <https://hum-insight.info/>

About 2.3 million people are targeted out of the 3.7 million people in need in Niger. The percentage of people targeted compared to people in need is relatively high in the shelter/NFI, WASH, education, nutrition, response to refugees and health sectors. In contrast, there is still a significant gap between the number of people in need and those targeted for protection-related activities. Moreover, funding coverage is 14.6% and is insufficient to meet all the priorities of the sectors.

### 3. Conclusions of the benchmark analysis

This section presents the results of the benchmark analysis based on the comparison between FDRS and HRP data by IFRC strategic priority. The data on people reached by the National Society and people targeted and in need in the country are analysed.

#### National Society's activities by HRP sector

2022 FDRS data (Source: IFRC)		2022 HRP data (Source: UN OCHA)			
National Society		Country			
IFRC strategic priority <sup>a</sup>	Relevant FDRS indicator <sup>b</sup>	Estimated people reached	HRP corresponding sector	People in need	People targeted
SP1	N/A	N/A	N/A	N/A	N/A
SP2	Disaster risk reduction	540'280	Shelter/NFI	835'086	668'069
SP3	Health	520'656	Food security	3'865'188	2'389'432
			Water, sanitation and hygiene (WASH)	1'236'618	902'588
			Nutrition	2'393'810	1'683'573
SP4	Migration	32'472	Health	1'214'587	937'883
SP5	Social inclusion	1'114	Response to refugees	571'630	406'566
			Education	405'993	405'993
			Protection	1'100'000	331'900

<sup>a</sup> IFRC strategic priority: SP1 - Climate and environmental crisis; SP2 - Evolving crises and disasters; SP3 - Growing gaps in health and wellbeing; SP4 - Migration and identity; SP5 - Values, power, and inclusion

<sup>b</sup> For each IFRC strategic priority, we choose the corresponding FDRS indicator with the highest average value during the period 2017-2020. This average value is used as an estimate of people reached for the year 2022<sup>11</sup>

The comparison between FDRS and HRP data reveals that the number of people reached with disaster risk reduction programming by the Red Cross Society of Niger is significant compared to the number of people targeted and in need in the shelter/NFI sector in the country. In contrast, the number of people reached with health, migration and social inclusion programming is significantly lower than the number of people targeted and in need in their respective sectors.

<sup>11</sup> We acknowledge that this approximation and the time lag represent an important limitation of the analysis and make it less straightforward to compare FDRS and HRP data. Nevertheless, we believe that analysing the National Society's activities against the country's humanitarian profile by sector can provide new insights into the valuable work of the National Society.

## Proportion of people reached by the National Society compared to people in need in the country

2022 FDRS data (Source: IFRC)		2022 HRP data (Source: UN OCHA)	
National Society		Country	
IFRC strategic priority <sup>a</sup>	Relevant FDRS indicator <sup>b</sup>	Estimated people reached (%)	HRP corresponding sector
SP1	N/A	N/A	N/A
SP2	Disaster risk reduction	64.70%	Shelter/NFI
SP3	Health	42.10%	Food security
		21.75%	Water, sanitation and hygiene (WASH)
		42.87%	Nutrition
SP4	Migration	5.68%	Health
SP5	Social inclusion	0.27%	Response to refugees
		0.10%	Education
			Protection

### 4. Additional background information on HRP data in UN OCHA

#### Country's funding status by sector in 2022

HRP sector	Current funding	Funding coverage	Funding required
Shelter/NFI	\$0	0.00%	\$35 852 648
Coordination	\$1 810 989	32.78%	\$5 524 534
Water, sanitation and hygiene (WASH)	\$0	0.00%	\$20 034 149
Education	\$2 025 115	9.58%	\$21 137 120
Nutrition	\$16 901 886	16.96%	\$99 649 476
Protection	\$1 182 183	2.27%	\$52 029 211
Response to refugees	\$780 018	0.73%	\$106 543 039
Health	\$5 962 150	21.92%	\$27 197 754
Common humanitarian services	\$2 170 629	18.62%	\$11 658 494
Food security	\$26 908 880	15.56%	\$172 972 021

Source: Humanitarian Response Plan (n.d.). Available at <https://data.ifrc.org/fdrs>

The data indicates that funding coverage is very low in all sectors in Niger. There is an urgent and substantial need for funds to enable the implementation of these activities.



## Country plan benchmark analysis

IFRC Region

Name of the country

Africa

Somalia

### About

The purpose of this report is to conduct a benchmark analysis to support the IFRC’s unified planning process. To this end, we present a country-level data analysis focused on the IFRC’s strategic priorities:

- SP1 - Climate and environmental crisis
- SP2 - Evolving crises and disasters
- SP3 - Growing gaps in health and wellbeing
- SP4 - Migration and identity
- SP5 - Values, power, and inclusion

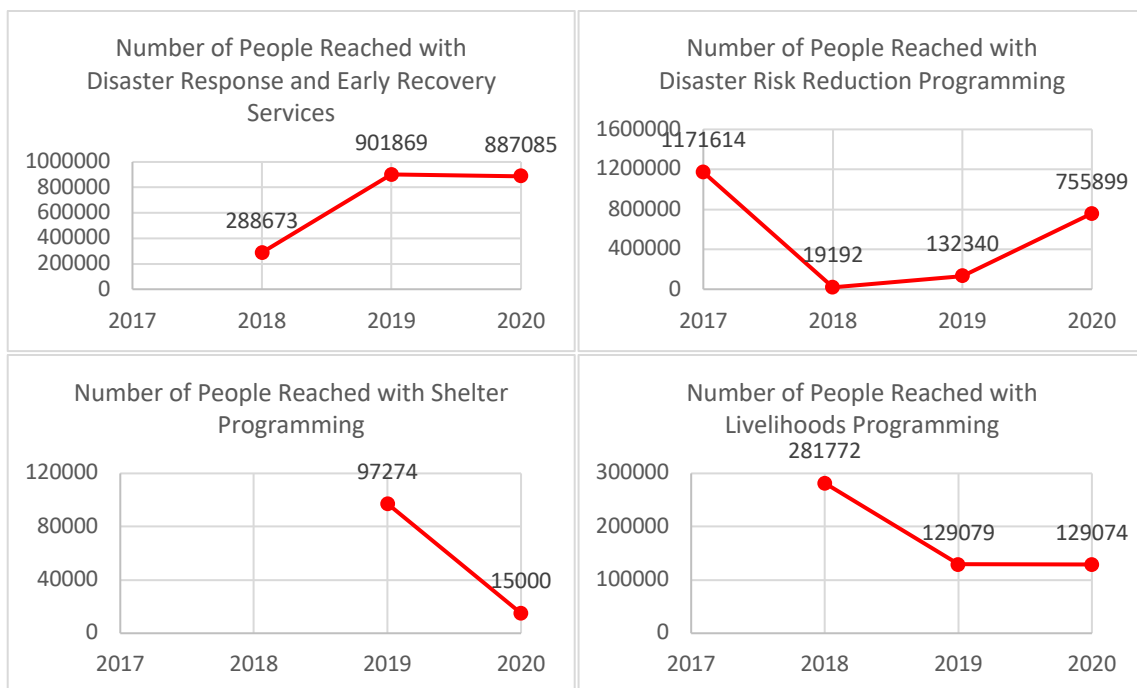
Section 1 analyses IFRC FDRS data and provides an overview of the National Society’s responses over the period 2017-2020, broken down by IFRC’s strategic priorities. In section 2, we use available inter-agency appeals data for 2022 from UN OCHA (as of June 2022), such as Humanitarian Response Plans (HRPs), and describe the country’s humanitarian profile. Section 3 presents the results of the benchmark analysis. We align sector priorities of HRP with the IFRC’s strategic priorities and compare FDRS and HRP data. The data on people reached by the National Society and people targeted and in need in the country are analysed. Section 4 contains data on the country’s financial status by sector.

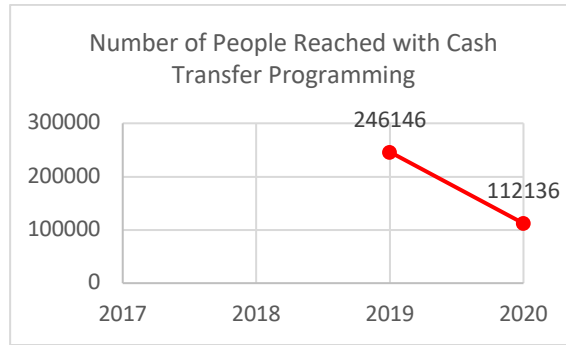
### 1. National Society responses in recent years broken down by IFRC strategic priorities

#### Strategic priority 1: Climate and environmental crisis

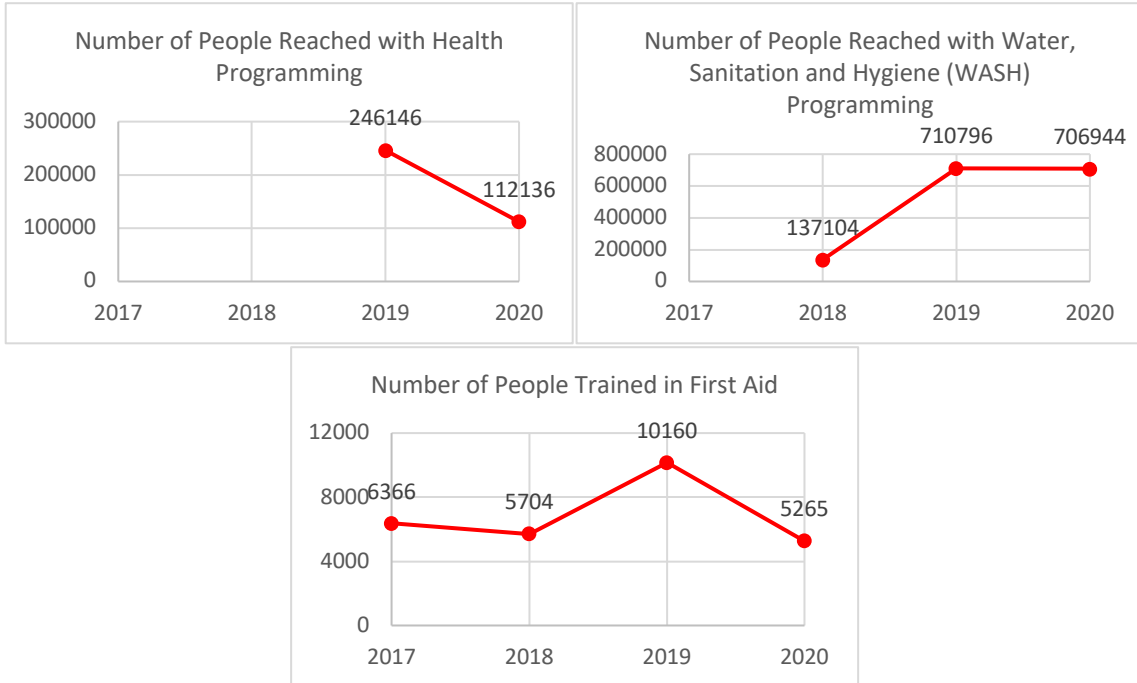
The data on the corresponding FDRS indicators will be collected for the first time in 2022

#### Strategic priority 2: Evolving crises and disasters



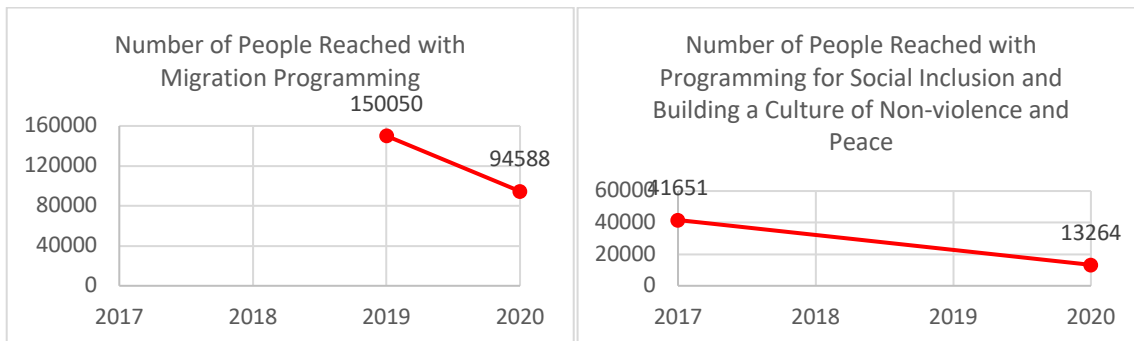


Strategic priority 3: Growing gaps in health and wellbeing



Strategic priority 4: Migration and identity

Strategic priority 5: Values, power, and inclusion



Source: IFRC, Federation-wide Databank and Reporting System (n.d.). Available at <https://data.ifrc.org/fdrs>

The values of the FDRS indicators vary considerably from year to year and do not show a clear trend during the period 2017-2020. The lack of continuous time series for certain indicators does not allow to draw accurate conclusions about the responses of the Somali Red Crescent Society in recent years.

## 2. Humanitarian Response Plan (HRP) 2022

### 2.1 Country's humanitarian profile as identified by UN OCHA

#### Country's humanitarian profile in 2022

Total population	People in need	People targeted	People reached	Requirements (\$)	Current funding (\$)	Coverage (%)
15.7M	7.7M	5.5M	N/A	\$1.46BN	\$403.7M	27.7%

### 2.2 HRP sector priorities and activities

#### Country's humanitarian profile by sector in 2022

HRP sector	People in need	Targeted (%)	People targeted	People reached
Camp coordination and camp management	2'241'328	78.46%	1'758'552	N/A
Education	3'086'950	27.00%	833'477	N/A
Enabling programmes	7'714'943	71.89%	5'546'553	N/A
Food security	3'465'690	90.69%	3'143'018	N/A
Health	6'489'500	72.34%	4'694'447	N/A
Logistics	7'714'943	71.89%	5'546'553	N/A
Nutrition	2'440'735	73.71%	1'799'032	N/A
Protection	4'000'000	75.00%	3'000'000	N/A
Refugee response	162'917	100.00%	162'917	N/A
Shelter and NFIs	3'738'014	20.02%	748'383	N/A
Water, sanitation and hygiene (WASH)	6'570'909	48.31%	3'174'497	N/A

Source: Humanitarian Response Plan (n.d.). Available at <https://hum-insight.info/>

About 5.5 million people are targeted out of the 7.7 million people in need in Somalia. The percentage of people targeted compared to people in need is relatively high in sectors related to camp coordination and camp management, food security, health, logistics, nutrition, protection and refugee response. In contrast, there is still a significant gap between the number of people in need and those targeted in the education, shelter and NFIs and WASH sectors. Moreover, funding coverage is 27.7% and is insufficient to meet all the priorities of the sectors.

### 3. Conclusions of the benchmark analysis

This section presents the results of the benchmark analysis based on the comparison between FDRS and HRP data by IFRC strategic priority. The data on people reached by the National Society and people targeted and in need in the country are analysed.

#### National Society's activities by HRP sector

2022 FDRS data (Source: IFRC)			2022 HRP data (Source: UN OCHA)		
National Society			Country		
IFRC strategic priority <sup>a</sup>	Relevant FDRS indicator <sup>b</sup>	Estimated people reached	HRP corresponding sector	People in need	People targeted
SP1	N/A	N/A	N/A	N/A	N/A
SP2	Disaster response and early recovery services	692'542	Food security	3'465'690	3'143'018
			Shelter and NFIs	3'738'014	748'383
SP3	Health	1'465'868	Health	6'489'500	4'694'447
			Nutrition	2'440'735	1'799'032
			Water, sanitation and hygiene (WASH)	6'570'909	3'174'497
SP4	Migration	122'319	Camp coordination and camp management	2'241'328	1'758'552
			Refugee response	162'917	162'917
SP5	Social inclusion	27'458	Education	3'086'950	833'477
			Protection	4'000'000	3'000'000

<sup>a</sup> IFRC strategic priority: SP1 - Climate and environmental crisis; SP2 - Evolving crises and disasters; SP3 - Growing gaps in health and wellbeing; SP4 - Migration and identity; SP5 - Values, power, and inclusion

<sup>b</sup> For each IFRC strategic priority, we choose the corresponding FDRS indicator with the highest average value during the period 2017-2020. This average value is used as an estimate of people reached for the year 2022<sup>12</sup>

The number of people reached with health and migration programming by the Somali Red Crescent Society is significant compared to the number of people targeted and in need in the country's sector activities related to nutrition and refugee response, respectively. In contrast, the number of people reached with disaster response and early recovery services and programming for social inclusion is significantly lower than the number of people targeted and in need in their respective sectors.

<sup>12</sup> We acknowledge that this approximation and the time lag represent an important limitation of the analysis and make it less straightforward to compare FDRS and HRP data. Nevertheless, we believe that analysing the National Society's activities against the country's humanitarian profile by sector can provide new insights into the valuable work of the National Society.

## Proportion of people reached by the National Society compared to people in need in the country

		2022 FDRS data (Source: IFRC)	2022 HRP data (Source: UN OCHA)
		National Society	Country
IFRC strategic priority <sup>a</sup>	Relevant FDRS indicator <sup>b</sup>	Estimated people reached (%)	HRP corresponding sector
SP1	N/A	N/A	N/A
SP2	Disaster response and early recovery services	19.98%	Food security
		18.53%	Shelter and NFIs
SP3	Health	22.59%	Health
		60.06%	Nutrition
		22.31%	Water, sanitation and hygiene (WASH)
SP4	Migration	5.46%	Camp coordination and camp management
		75.08%	Refugee response
SP5	Social inclusion	0.89%	Education
		0.69%	Protection

### 4. Additional background information on HRP data in UN OCHA

#### Country's funding status by sector in 2022

HRP sector	Current funding	Funding coverage	Funding required
Camp coordination and camp management	\$2 809 522	9.90%	\$28 380 101
Education	\$4 049 642	4.24%	\$95 405 447
Enabling programmes	\$6 839 153	24.52%	\$27 892 732
Food security	\$117 160 637	18.76%	\$624 427 415
Health	\$8 570 209	7.87%	\$108 843 607
Logistics	\$4 357 312	17.00%	\$25 625 933
Nutrition	\$22 986 398	12.86%	\$178 807 042
Protection	\$3 994 738	3.13%	\$127 734 385
Refugee response	\$14 600 000	21.20%	\$68 867 751
Shelter and NFIs	\$3 524 705	6.20%	\$56 879 147
Water, sanitation and hygiene (WASH)	\$21 659 701	18.85%	\$114 932 101

Source: Humanitarian Response Plan (n.d.). Available at <https://hum-insight.info/>

The data indicates that funding coverage is less than 25% in all sectors in Somali. There is an urgent and substantial need for funds to enable the implementation of these activities.

## Country plan benchmark analysis

IFRC Region

Name of the country

Africa

South Sudan

### About

The purpose of this report is to conduct a benchmark analysis to support the IFRC’s unified planning process. To this end, we present a country-level data analysis focused on the IFRC’s strategic priorities:

- SP1 - Climate and environmental crisis
- SP2 - Evolving crises and disasters
- SP3 - Growing gaps in health and wellbeing
- SP4 - Migration and identity
- SP5 - Values, power, and inclusion

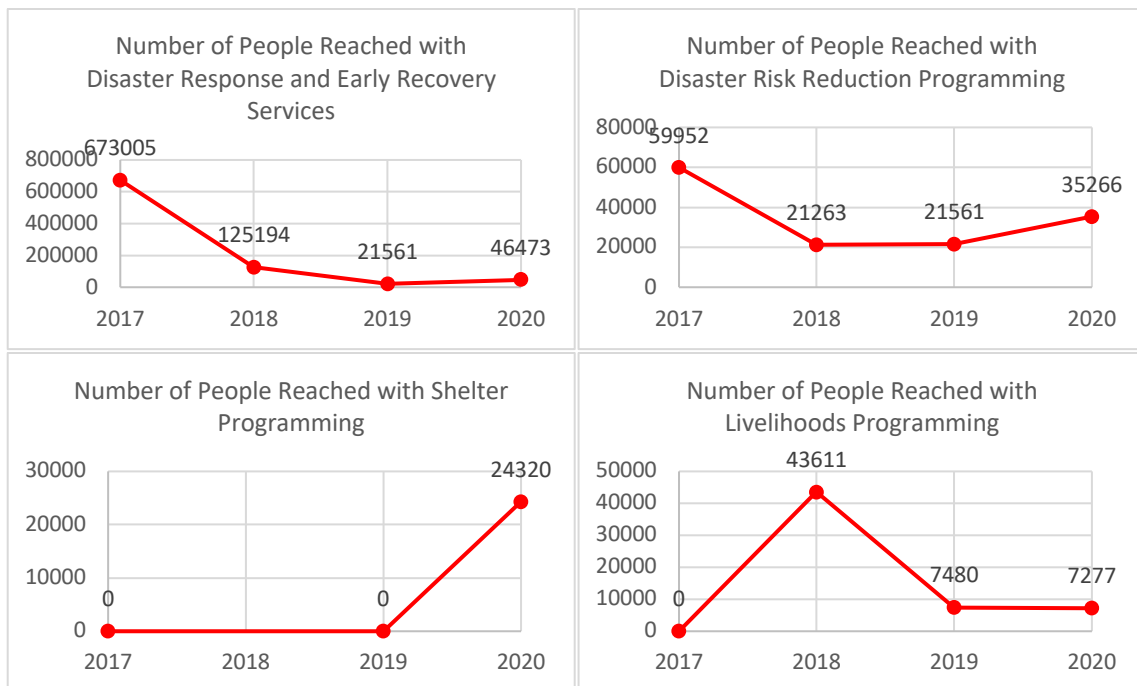
Section 1 analyses IFRC FDRS data and provides an overview of the National Society’s responses over the period 2017-2020, broken down by IFRC’s strategic priorities. In section 2, we use available inter-agency appeals data for 2022 from UN OCHA (as of June 2022), such as Humanitarian Response Plans (HRPs), and describe the country’s humanitarian profile. Section 3 presents the results of the benchmark analysis. We align sector priorities of HRP with the IFRC’s strategic priorities and compare FDRS and HRP data. The data on people reached by the National Society and people targeted and in need in the country are analysed. Section 4 contains data on the country’s financial status by sector.

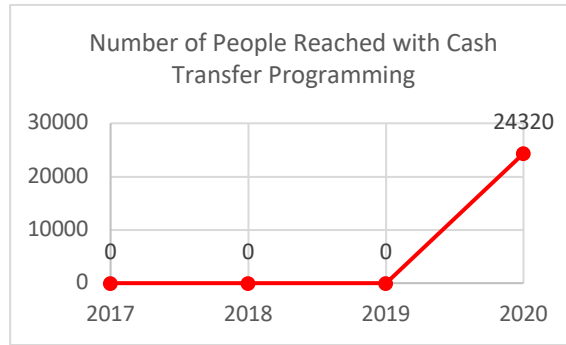
### 1. National Society responses in recent years broken down by IFRC strategic priorities

#### Strategic priority 1: Climate and environmental crisis

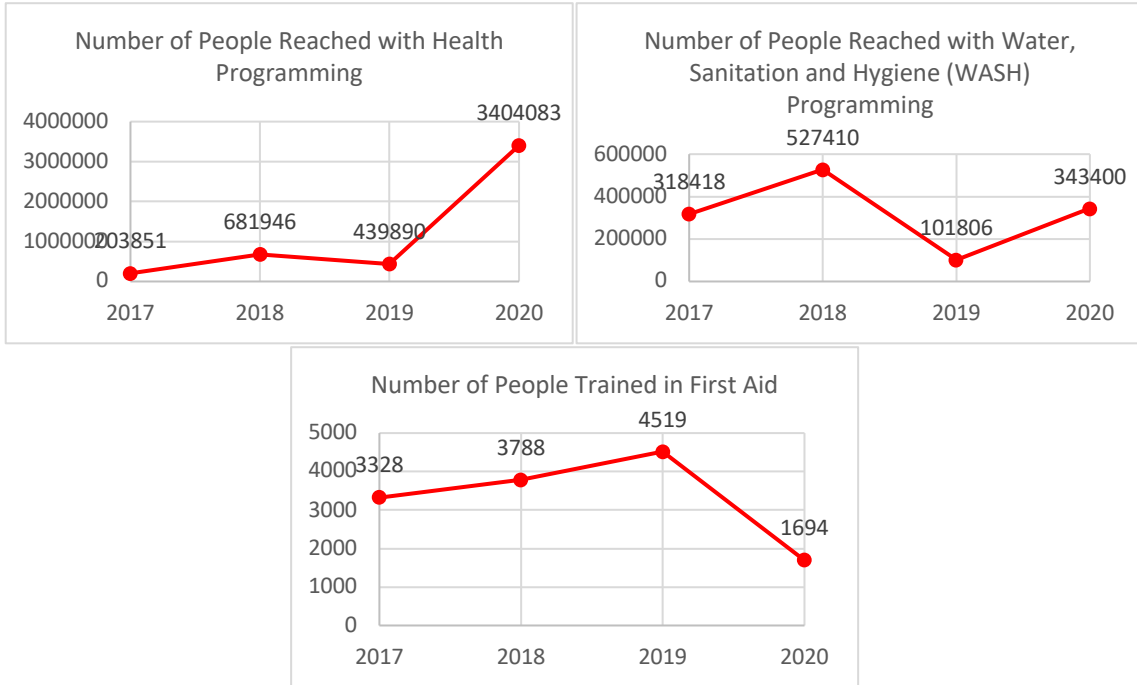
The data on the corresponding FDRS indicators will be collected for the first time in 2022

#### Strategic priority 2: Evolving crises and disasters



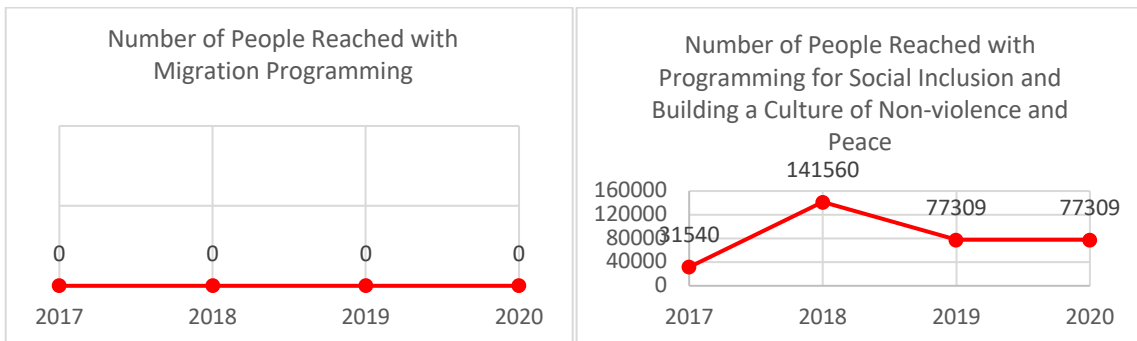


Strategic priority 3: Growing gaps in health and wellbeing



Strategic priority 4: Migration and identity

Strategic priority 5: Values, power, and inclusion



Source: IFRC, Federation-wide Databank and Reporting System (n.d.). Available at <https://data.ifrc.org/fdrs>

The figures show that the number of people reached by the activities of the South Sudan Red Cross under the strategic priorities “SP2 Evolving crises and disasters” and “SP3 Growing gaps in health and wellbeing” increased significantly in 2020 compared to 2019. On the other hand, the National Society did not provide migration services during the reporting period.

## 2. Humanitarian Response Plan (HRP) 2022

### 2.1 Country's humanitarian profile as identified by UN OCHA

#### Country's humanitarian profile in 2022

Total population	People in need	People targeted	People reached	Requirements (\$)	Current funding (\$)	Coverage (%)
12.4M	8.9M	6.8M	N/A	\$1.70BN	\$466M	27.4%

### 2.2 HRP sector priorities and activities

#### Country's humanitarian profile by sector in 2022

HRP sector	People in need	Targeted (%)	People targeted	People reached
Camp coordination and camp management	1'636'750	86.43%	1'414'596	N/A
Coordination and common services	N/A	N/A	N/A	N/A
Education	3'640'751	23.78%	865'920	N/A
Food security and livelihoods	7'973'804	75.75%	6'040'483	N/A
Health	5'467'710	62.62%	3'424'096	N/A
Nutrition	2'016'840	72.29%	1'458'073	N/A
Protection	5'600'000	51.79%	2'900'000	N/A
Refugee response	350'000	100.00%	350'000	N/A
Shelter and non-food items	2'406'130	59.38%	1'428'876	N/A
Water, sanitation and hygiene (WASH)	6'114'162	49.20%	3'008'024	N/A

Source: Humanitarian Response Plan (n.d.). Available at <https://hum-insight.info/>

About 6.8 million people are targeted out of the 8.9 million people in need in South Sudan. They represent more than half of the country's population. The percentage of people targeted compared to people in need is relatively high in sectors related to camp coordination and camp management, food security and livelihoods, nutrition and refugee responses. In contrast, there is a significant gap between the number of people in need and those targeted in the education, protection and WASH sectors. Moreover, funding coverage is 27.4% and is insufficient to meet all the priorities of the sectors.



### 3. Conclusions of the benchmark analysis

This section presents the results of the benchmark analysis based on the comparison between FDRS and HRP data by IFRC strategic priority. The data on people reached by the National Society and people targeted and in need in the country are analysed.

#### National Society's activities by HRP sector

2022 FDRS data (Source: IFRC)			2022 HRP data (Source: UN OCHA)		
National Society			Country		
IFRC strategic priority <sup>a</sup>	Relevant FDRS indicator <sup>b</sup>	Estimated people reached	HRP corresponding sector	People in need	People targeted
SP1	N/A	N/A	N/A	N/A	N/A
SP2	Disaster response and early recovery services	216'558	Food security and livelihoods Shelter and non-food items	7'973'804 2'406'130	6'040'483 1'428'876
SP3	Health	1'182'443	Health Nutrition Water, sanitation and hygiene (WASH)	5'467'710 2'016'840 6'114'162	3'424'096 1'458'073 3'008'024
SP4	Migration	0	Refugee response Camp coordination and camp management	350'000 1'636'750	350'000 1'414'596
SP5	Social inclusion	81'930	Education Protection	3'640'751 5'600'000	865'920 2'900'000

<sup>a</sup> IFRC strategic priority: SP1 - Climate and environmental crisis; SP2 - Evolving crises and disasters; SP3 - Growing gaps in health and wellbeing; SP4 - Migration and identity; SP5 - Values, power, and inclusion

<sup>b</sup> For each IFRC strategic priority, we choose the corresponding FDRS indicator with the highest average value during the period 2017-2020. This average value is used as an estimate of people reached for the year 2022<sup>13</sup>

The comparison between FDRS and HRP data reveals that the number of people reached with health programming by the South Sudan Red Cross is significant compared to the number of people targeted and in need in the nutrition sector in the country. In contrast, the number of people reached with disaster response and early recovery services, migration and social inclusion programming is significantly lower than the number of people targeted and in need in their respective sectors.

<sup>13</sup> We acknowledge that this approximation and the time lag represent an important limitation of the analysis and make it less straightforward to compare FDRS and HRP data. Nevertheless, we believe that analysing the National Society's activities against the country's humanitarian profile by sector can provide new insights into the valuable work of the National Society.

## Proportion of people reached by the National Society compared to people in need in the country

		2022 FDRS data (Source: IFRC)	2022 HRP data (Source: UN OCHA)
		National Society	Country
IFRC strategic priority <sup>a</sup>	Relevant FDRS indicator <sup>b</sup>	Estimated people reached (%)	HRP corresponding sector
SP1	N/A	N/A	N/A
SP2	Disaster response and early recovery services	2.72%	Food security and livelihoods
		9.00%	Shelter and non-food items
SP3	Health	21.63%	Health
		58.63%	Nutrition
		19.34%	Water, sanitation and hygiene (WASH)
SP4	Migration	0.00%	Refugee response
		0.00%	Camp coordination and camp management
SP5	Social inclusion	2.25%	Education
		1.46%	Protection

### 4. Additional background information on HRP data in UN OCHA

#### Country's funding status by sector in 2022

HRP sector	Funding	Funding coverage	Funding required
Camp coordination and camp management	\$1 079 498	5.68%	\$19 000 000
Coordination and common services	\$9 841 010	52.74%	\$18 659 629
Education	\$0	0.00%	\$53 981 557
Food security and livelihoods	\$194 001 666	29.85%	\$650 003 978
Health	\$10 394 036	8.08%	\$128 688 273
Logistics	\$19 000 000	20.65%	\$92 000 000
Nutrition	\$31 431 141	13.67%	\$229 971 489
Protection	\$6 492 917	6.28%	\$103 351 715
Refugee response	\$0	0.00%	\$255 345 487
Shelter and non-food items	\$5 200 000	14.86%	\$35 000 000
Water, sanitation and hygiene (WASH)	\$14 720 866	12.96%	\$113 586 459

Source: Humanitarian Response Plan (n.d.). Available at <https://hum-insight.info/>

The data indicates that funding coverage is very low in all sectors in South Sudan. There is an urgent and substantial need for funds to enable the implementation of these activities in the country.

## Country plan benchmark analysis

IFRC Region

Name of the country

Africa

Sudan

### About

The purpose of this report is to conduct a benchmark analysis to support the IFRC’s unified planning process. To this end, we present a country-level data analysis focused on the IFRC’s strategic priorities:

- SP1 - Climate and environmental crisis
- SP2 - Evolving crises and disasters
- SP3 - Growing gaps in health and wellbeing
- SP4 - Migration and identity
- SP5 - Values, power, and inclusion

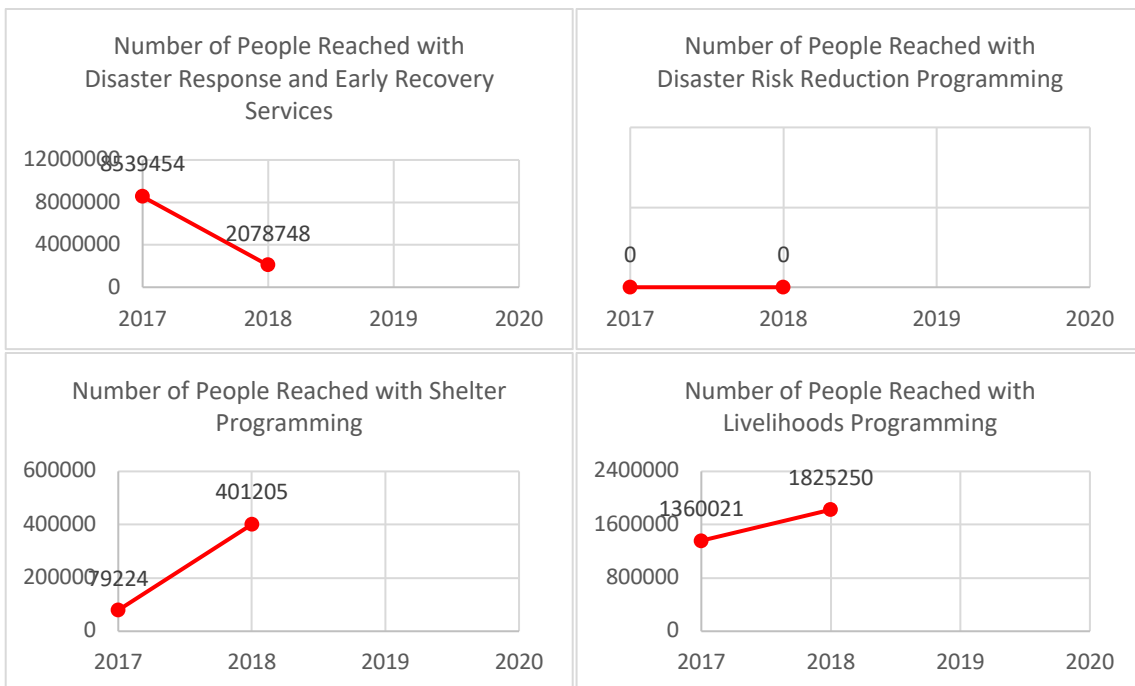
Section 1 analyses IFRC FDRS data and provides an overview of the National Society’s responses over the period 2017-2020, broken down by IFRC’s strategic priorities. In section 2, we use available inter-agency appeals data for 2022 from UN OCHA (as of June 2022), such as Humanitarian Response Plans (HRPs), and describe the country’s humanitarian profile. Section 3 presents the results of the benchmark analysis. We align sector priorities of HRP with the IFRC’s strategic priorities and compare FDRS and HRP data. The data on people reached by the National Society and people targeted and in need in the country are analysed. Section 4 contains data on the country’s financial status by sector.

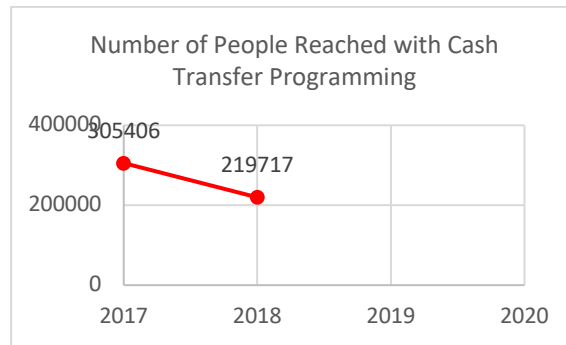
### 1. National Society responses in recent years broken down by IFRC strategic priorities

#### Strategic priority 1: Climate and environmental crisis

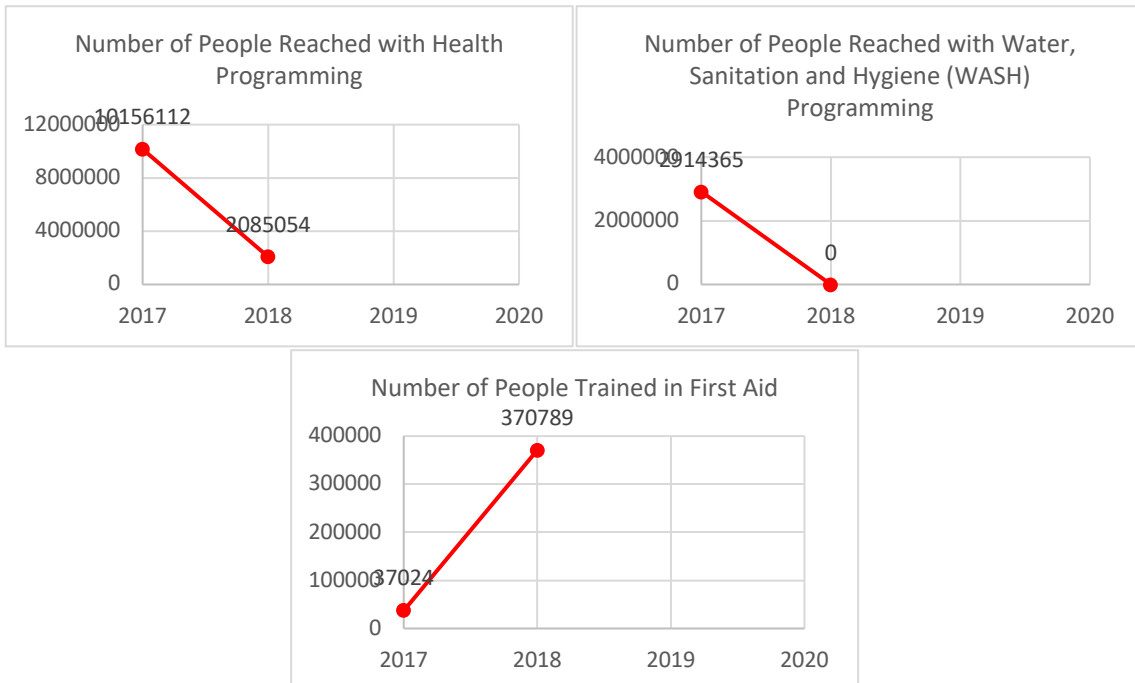
The data on the corresponding FDRS indicators will be collected for the first time in 2022

#### Strategic priority 2: Evolving crises and disasters



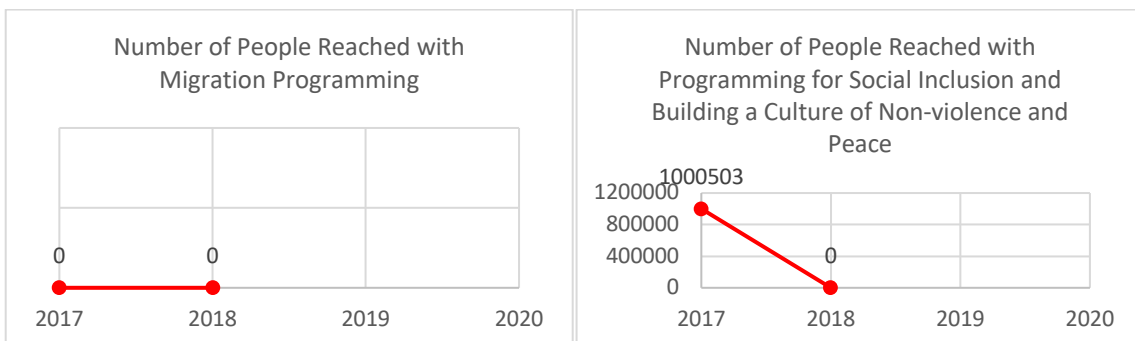


**Strategic priority 3: Growing gaps in health and wellbeing**



**Strategic priority 4: Migration and identity**

**Strategic priority 5: Values, power, and inclusion**



Source: IFRC, Federation-wide Databank and Reporting System (n.d.). Available at <https://data.ifrc.org/fdrs>

The Sudanese Red Crescent carried out several activities related to the strategic priorities “SP2 Evolving crises and disasters”, “SP3 Growing gaps in health and wellbeing” and “SP5 Values, power, and inclusion” from 2017 to 2018. Nevertheless, the lack of data availability for subsequent years does not allow an adequate longer-term analysis of the National Society’s responses.

## 2. Humanitarian Response Plan (HRP) 2022

### 2.1 Country's humanitarian profile as identified by UN OCHA

#### Country's humanitarian profile in 2022

Total population	People in need	People targeted	People reached	Requirements (\$)	Current funding (\$)	Coverage (%)
48M	14.3M	10.9M	N/A	\$1.94BN	\$346.2M	17.9%

### 2.2 HRP sector priorities and activities

#### Country's humanitarian profile by sector in 2022

HRP sector	People in need	Targeted (%)	People targeted	People reached
Common services	N/A	N/A	N/A	N/A
Education	3'310'376	68.83%	2'278'492	N/A
Emergency shelter and non-food items	2'723'351	49.14%	1'338'370	N/A
Food security and livelihoods	10'893'562	77.43%	8'435'210	N/A
Health	10'363'917	62.03%	6'428'701	N/A
Logistics and emergency telecommunications	N/A	N/A	N/A	N/A
Nutrition	3'926'882	51.94%	2'039'475	N/A
Protection	4'510'000	54.99%	2'480'000	N/A
Refugee response	1'163'106	79.52%	924'939	N/A
Water, sanitation and hygiene (WASH)	12'084'453	39.81%	4'810'700	N/A

Source: Humanitarian Response Plan (n.d.). Available at <https://hum-insight.info/>

About 10.9 million people are targeted out of the 14.3 million people in need in Sudan. The percentage of people targeted compared to people in need is relatively high in the country's sector activities related to food security and livelihoods and refugee response. In contrast, there is a significant gap between the number of people in need and those targeted in the emergency shelter and non-food items, nutrition, protection and WASH sectors. Moreover, funding coverage is 17.9% and is insufficient to meet all the priorities of the sectors.

### 3. Conclusions of the benchmark analysis

This section presents the results of the benchmark analysis based on the comparison between FDRS and HRP data by IFRC strategic priority. The data on people reached by the National Society and people targeted and in need in the country are analysed.

#### National Society's activities by HRP sector

2022 FDRS data (Source: IFRC)			2022 HRP data (Source: UN OCHA)		
National Society			Country		
IFRC strategic priority <sup>a</sup>	Relevant FDRS indicator <sup>b</sup>	Estimated people reached	HRP corresponding sector	People in need	People targeted
SP1	N/A	N/A	N/A	N/A	N/A
SP2	Disaster response and early recovery services	5'309'101	Emergency shelter and non-food items	2'723'351	1'338'370
			Food security and livelihoods	10'893'562	8'435'210
			Logistics and emergency telecommunications	N/A	N/A
			Telecommunications		
SP3	Health	6'120'583	Health	10'363'917	6'428'701
			Nutrition	3'926'882	2'039'475
			Water, sanitation and hygiene (WASH)	12'084'453	4'810'700
SP4	Migration	N/A	Refugee response	1'163'106	924'939
SP5	Social inclusion	500'252	Education	3'310'376	2'278'492
			Protection	4'510'000	2'480'000

<sup>a</sup> IFRC strategic priority: SP1 - Climate and environmental crisis; SP2 - Evolving crises and disasters; SP3 - Growing gaps in health and wellbeing; SP4 - Migration and identity; SP5 - Values, power, and inclusion

<sup>b</sup> For each IFRC strategic priority, we choose the corresponding FDRS indicator with the highest average value during the period 2017-2020. This average value is used as an estimate of people reached for the year 2022<sup>14</sup>

The analysis reveals that the number of people reached with disaster response and early recovery services and health programming by the Sudanese Red Crescent is higher than the number of people targeted and in need in their corresponding sectors "Emergency shelter and non-food items" and "Nutrition", respectively. These results demonstrate the good achievement of the National Society against the strategic priorities "SP2 Evolving crises and disasters" and "SP3 Growing gaps in health and wellbeing". On the other hand, the number of people reached with programming for social inclusion is lower than the number of people targeted and in need in the education and protection sectors.

<sup>14</sup> We acknowledge that this approximation and the time lag represent an important limitation of the analysis and make it less straightforward to compare FDRS and HRP data. Nevertheless, we believe that analysing the National Society's activities against the country's humanitarian profile by sector can provide new insights into the valuable work of the National Society.

## Proportion of people reached by the National Society compared to people in need in the country

		2022 FDRS data (Source: IFRC)	2022 HRP data (Source: UN OCHA)
		National Society	Country
IFRC strategic priority <sup>a</sup>	Relevant FDRS indicator <sup>b</sup>	Estimated people reached (%)	HRP corresponding sector
SP1	N/A	N/A	N/A
SP2	Disaster response and early recovery services	194.95%	Emergency shelter and non-food items
		48.74%	Food security and livelihoods
		N/A	Logistics and emergency
		N/A	Telecommunications
SP3	Health	59.06%	Health
		155.86%	Nutrition
		50.65%	Water, sanitation and hygiene (WASH)
SP4	Migration	N/A	Refugee response
SP5	Social inclusion	15.11%	Education
		11.09%	Protection

### 4. Additional background information on HRP data in UN OCHA

#### Country's funding status by sector in 2022

HRP sector	Current funding	Funding coverage	Funding required
Common services	\$6 039 891	47.37%	\$12 750 000
Education	\$8 111 342	7.92%	\$102 461 395
Emergency shelter and non-food items	\$3 580 890	4.28%	\$83 726 308
Food security and livelihoods	\$202 492 932	28.59%	\$708 263 488
Health	\$3 944 534	2.80%	\$141 100 000
Logistics and emergency telecommunications	\$8 729 092	29.49%	\$29 600 000
Nutrition	\$16 191 196	10.12%	\$159 949 054
Protection	\$8 716 422	5.38%	\$161 917 433
Refugee response	\$500 000	0.12%	\$425 000 000
Water, sanitation and hygiene (WASH)	\$8 379 020	7.49%	\$111 930 062

Source: Humanitarian Response Plan (n.d.). Available at <https://hum-insight.info/>

The data indicates that funding coverage is very low in all sectors in Sudan. There is an urgent and substantial need for funds to enable the implementation of these activities.

## Country plan benchmark analysis

IFRC Region

Name of the country

Africa

Kenya

### About

The purpose of this report is to conduct a benchmark analysis to support the IFRC’s unified planning process. To this end, we present a country-level data analysis focused on the IFRC’s strategic priorities:

- SP1 - Climate and environmental crisis
- SP2 - Evolving crises and disasters
- SP3 - Growing gaps in health and wellbeing
- SP4 - Migration and identity
- SP5 - Values, power, and inclusion

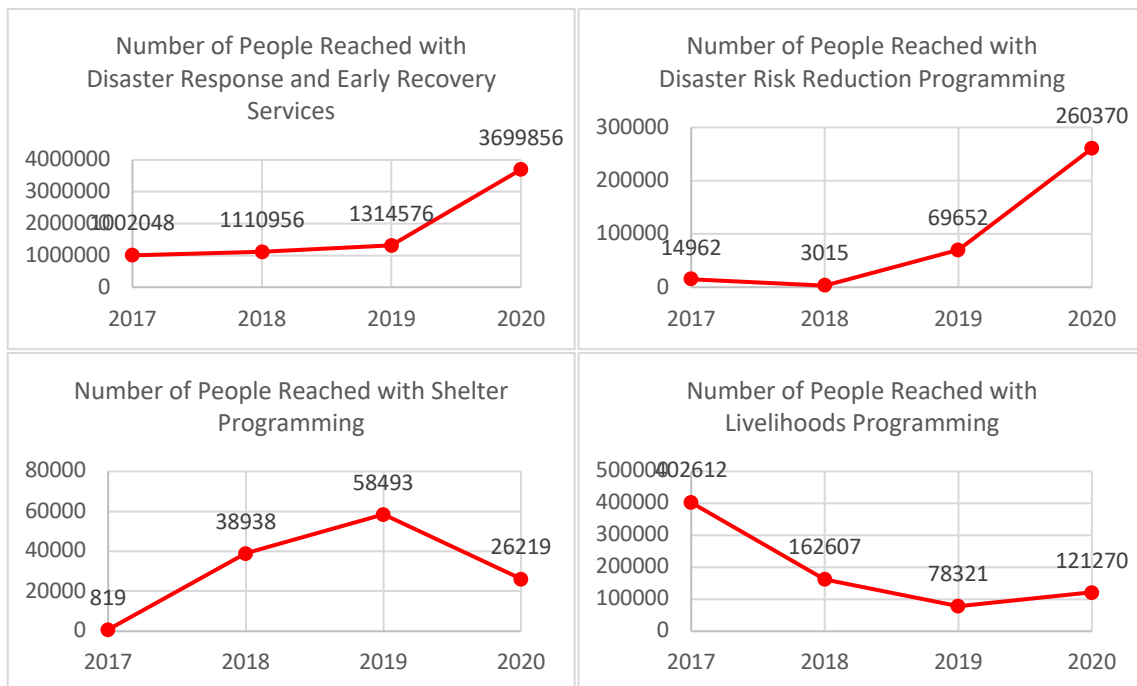
Section 1 analyses IFRC FDRS data and provides an overview of the National Society’s responses over the period 2017-2020, broken down by IFRC’s strategic priorities. In section 2, we use available inter-agency appeals data for 2022 from UN OCHA (as of June 2022), such as Humanitarian Response Plans (HRPs), and describe the country’s humanitarian profile. Section 3 presents the results of the benchmark analysis. We align sector priorities of HRP with the IFRC’s strategic priorities and compare FDRS and HRP data. The data on people reached by the National Society and people targeted and in need in the country are analysed. Section 4 contains data on the country’s financial status by sector.

### 1. National Society responses in recent years broken down by IFRC strategic priorities

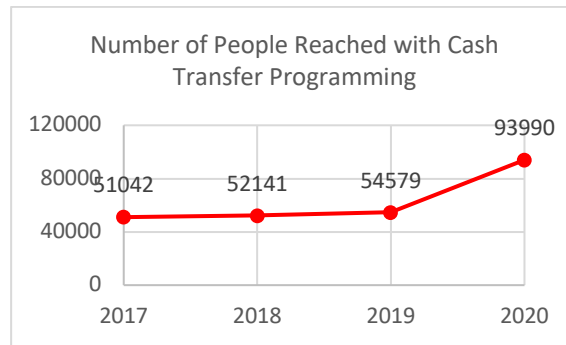
#### Strategic priority 1: Climate and environmental crisis

The data on the corresponding FDRS indicators will be collected for the first time in 2022

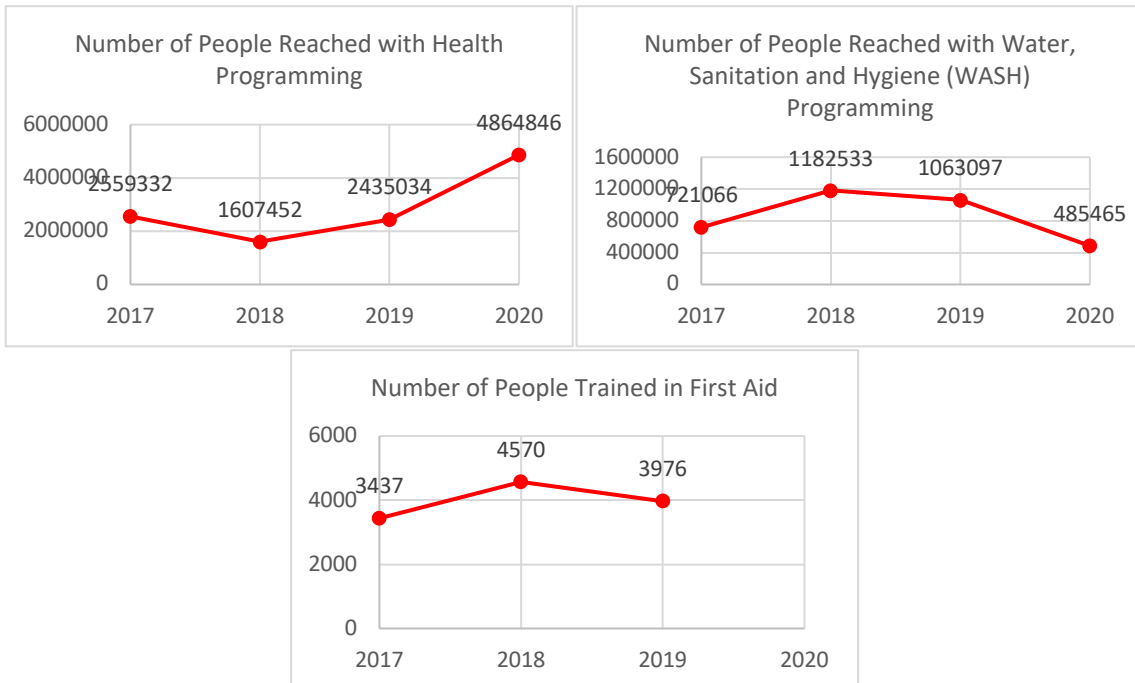
#### Strategic priority 2: Evolving crises and disasters





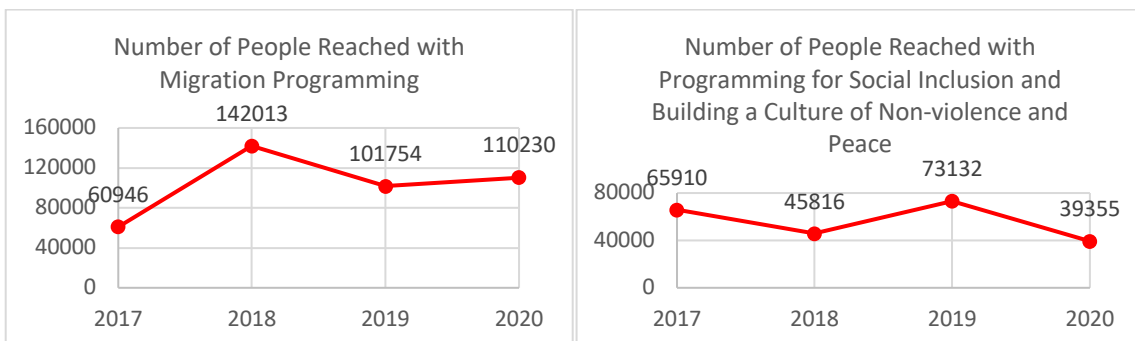


Strategic priority 3: Growing gaps in health and wellbeing



Strategic priority 4: Migration and identity

Strategic priority 5: Values, power, and inclusion



Source: IFRC, Federation-wide Databank and Reporting System (n.d.). Available at <https://data.ifrc.org/fdrs>

The evolution of the number of people reached with disaster response and early recovery services, disaster risk reduction, cash transfer and health programming by the Kenya Red Cross Society follows a positive trend since 2018. In contrast, the number of people reached with shelter, livelihoods, WASH, migration and social inclusion programming decreased in 2020 compared to 2018.

## 2. Humanitarian Response Plan (HRP) 2022<sup>15</sup>

### 2.1 Country's humanitarian profile as identified by UN OCHA

#### Country's humanitarian profile in 2022

Total population	People in need	People targeted	People reached	Requirements (\$)	Current funding (\$)	Coverage (%)
55M	4.2M	2M	N/A	\$250.5M	\$40.6M	16.2%

### 2.2 HRP sector priorities and activities

#### Country's humanitarian profile by sector in 2022

HRP sector	People in need	Targeted (%)	People targeted	People reached
Education	955'480	38.09%	363'913	N/A
Food security and livelihoods	2'812'840	61.54%	1'731'106	N/A
Health	3'110'000	41.21%	1'281'481	N/A
Nutrition	770'660	62.60%	482'457	N/A
Protection	1'823'418	17.20%	313'991	N/A
Water, sanitation and hygiene (WASH)	3'312'475	46.43%	1'537'894	N/A

Source: Humanitarian Response Plan (n.d.). Available at <https://hum-insight.info/>

About 2 million people are targeted out of the 4.2 million people in need in Kenya. The percentage of people targeted compared to people in need is above 60% in sectors related to food security and livelihoods and nutrition, while it is below 50% in the other sectors. In addition, funding coverage is 16.2% and is insufficient to meet the priorities of the sectors.

<sup>15</sup> Since there is no published HRP for Kenya for the year 2022, we used the data available from the Kenya Flash Appeal 2022 for the benchmark analysis.

### 3. Conclusions of the benchmark analysis

This section presents the results of the benchmark analysis based on the comparison between FDRS and HRP data by IFRC strategic priority. The data on people reached by the National Society and people targeted and in need in the country are analysed.

#### National Society's activities by HRP sector

2022 FDRS data (Source: IFRC)			2022 HRP data (Source: UN OCHA)		
National Society			Country		
IFRC strategic priority <sup>a</sup>	Relevant FDRS indicator <sup>b</sup>	Estimated people reached	HRP corresponding sector	People in need	People targeted
SP1	N/A	N/A	N/A	N/A	N/A
SP2	Disaster response and early recovery services	1'781'859	Food security and livelihoods	2'812'840	1'731'106
SP3	Health	2'866'666	Health	3'110'000	1'281'481
			Nutrition	770'660	482'457
			Water, sanitation and hygiene (WASH)	3'312'475	1'537'894
SP4	Migration	103'736	N/A	N/A	N/A
SP5	Social inclusion	56'053	Education	955'480	363'913
			Protection	1'823'418	313'991

<sup>a</sup> IFRC strategic priority: SP1 - Climate and environmental crisis; SP2 - Evolving crises and disasters; SP3 - Growing gaps in health and wellbeing; SP4 - Migration and identity; SP5 - Values, power, and inclusion

<sup>b</sup> For each IFRC strategic priority, we choose the corresponding FDRS indicator with the highest average value during the period 2017-2020. This average value is used as an estimate of people reached for the year 2022<sup>16</sup>

The analysis reveals that the number of people reached with disaster response and early recovery services and health programming by the Kenya Red Cross Society is higher than the number of people targeted in their respective sectors in the country. Moreover, the number of people reached with health programming exceeds the number of people in need in the nutrition sector. On the other hand, the number of people reached with programming for social inclusion is lower than the number of people targeted and in need in the education and protection sectors.

<sup>16</sup> We acknowledge that this approximation and the time lag represent an important limitation of the analysis and make it less straightforward to compare FDRS and HRP data. Nevertheless, we believe that analysing the National Society's activities against the country's humanitarian profile by sector can provide new insights into the valuable work of the National Society.

## Proportion of people reached by the National Society compared to people in need in the country

		2022 FDRS data (Source: IFRC)	2022 HRP data (Source: UN OCHA)
		National Society	Country
IFRC strategic priority <sup>a</sup>	Relevant FDRS indicator <sup>b</sup>	Estimated people reached (%)	HRP corresponding sector
SP1	N/A	N/A	N/A
SP2	Disaster response and early recovery services	63.35%	Food security and livelihoods
SP3	Health	92.18% 371.98% 86.54%	Health Nutrition Water, sanitation and hygiene (WASH)
SP4	Migration	N/A	N/A
SP5	Social inclusion	5.87% 3.07%	Education Protection

### 4. Additional background information on HRP data in UN OCHA

#### Country's funding status by sector in 2022

HRP sector	Funding	Funding coverage	Funding required
Coordination and common services	\$0	0.00%	\$38 222
Education	\$0	0.00%	\$8 246 979
Food security and livelihoods	\$21 185 693	21.06%	\$100 576 690
Health	\$1 586 500	5.97%	\$26 591 413
Multisector	\$0	0.00%	\$3 652 480
Nutrition	\$2 770 737	4.19%	\$66 197 595
Protection	\$904 500	8.83%	\$10 239 640
Water, sanitation and hygiene (WASH)	\$2 017 500	5.78%	\$34 918 566

Source: Humanitarian Response Plan (n.d.). Available at <https://hum-insight.info/>

The data reveals that funding coverage is very low in all sectors in Kenya. For instance, funds are not available for activities related to coordination and common services, education and multisector. There is an urgent need to make funds available for all sector activities under the IFRC's strategic priorities.

## Country plan benchmark analysis

IFRC Region

Name of the country

Africa

Nigeria

### About

The purpose of this report is to conduct a benchmark analysis to support the IFRC’s unified planning process. To this end, we present a country-level data analysis focused on the IFRC’s strategic priorities:

- SP1 - Climate and environmental crisis
- SP2 - Evolving crises and disasters
- SP3 - Growing gaps in health and wellbeing
- SP4 - Migration and identity
- SP5 - Values, power, and inclusion

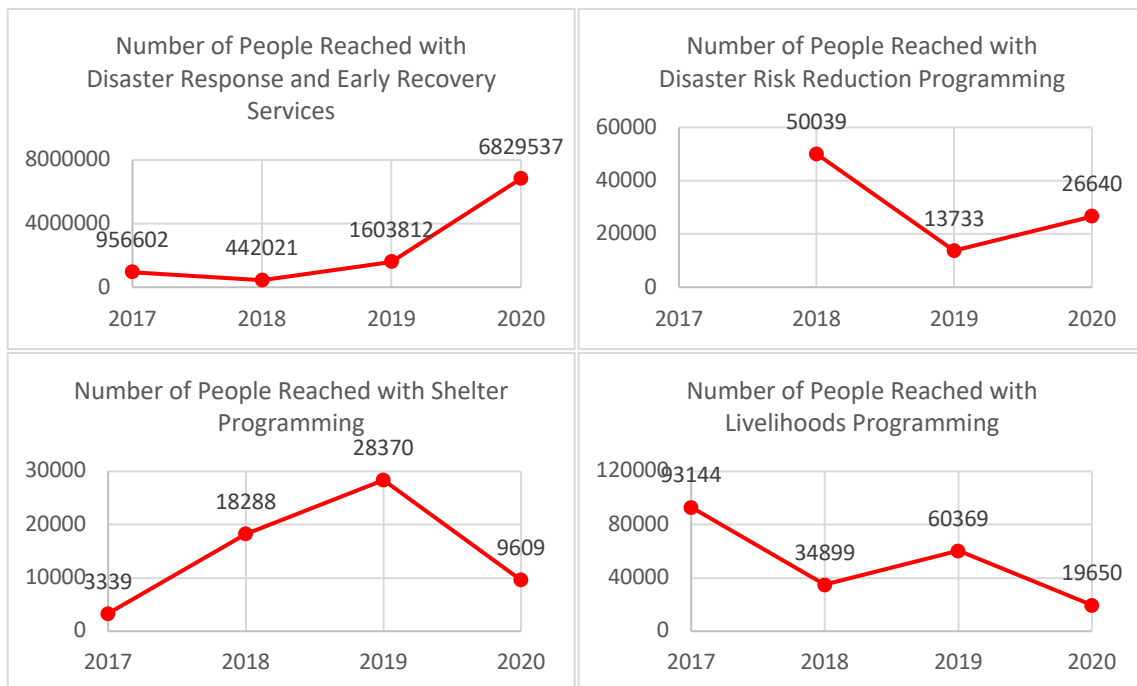
Section 1 analyses IFRC FDRS data and provides an overview of the National Society’s responses over the period 2017-2020, broken down by IFRC’s strategic priorities. In section 2, we use available inter-agency appeals data for 2022 from UN OCHA (as of June 2022), such as Humanitarian Response Plans (HRPs), and describe the country’s humanitarian profile. Section 3 presents the results of the benchmark analysis. We align sector priorities of HRP with the IFRC’s strategic priorities and compare FDRS and HRP data. The data on people reached by the National Society and people targeted and in need in the country are analysed. Section 4 contains data on the country’s financial status by sector.

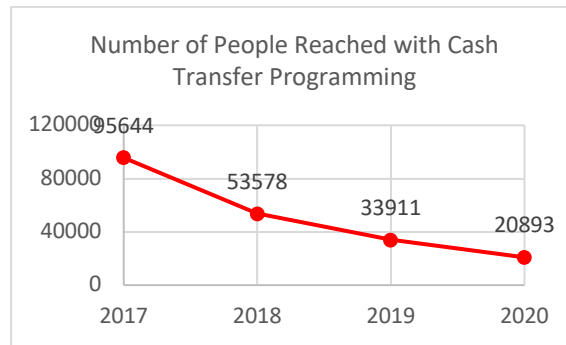
### 1. National Society responses in recent years broken down by IFRC strategic priorities

#### Strategic priority 1: Climate and environmental crisis

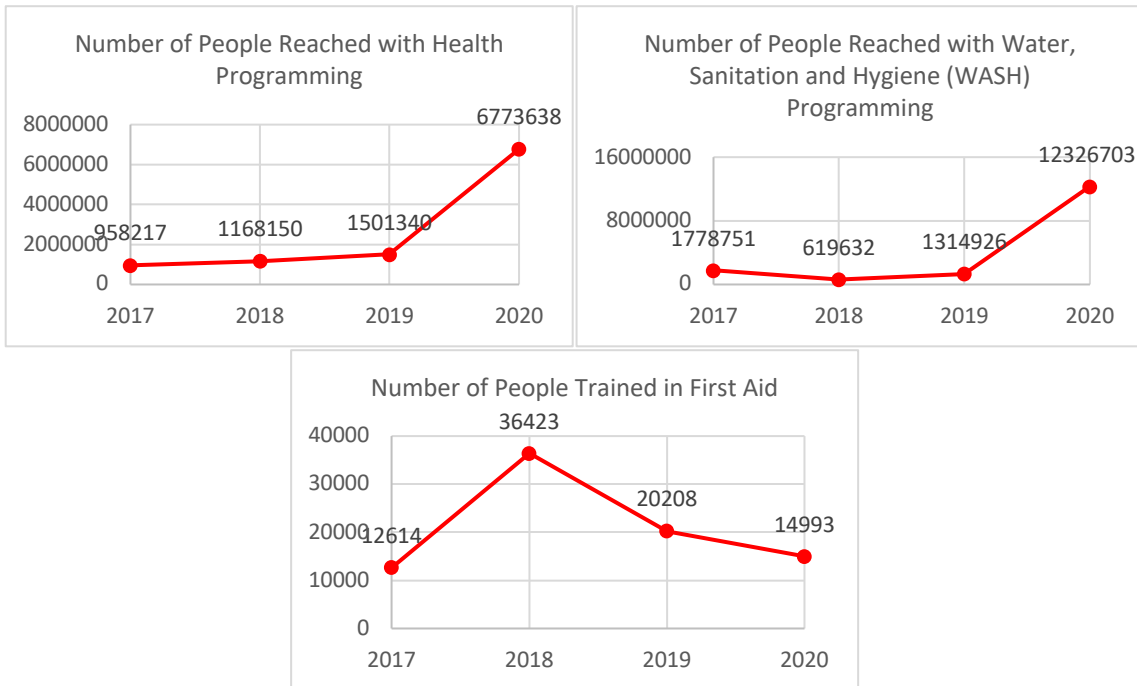
The data on the corresponding FDRS indicators will be collected for the first time in 2022

#### Strategic priority 2: Evolving crises and disasters



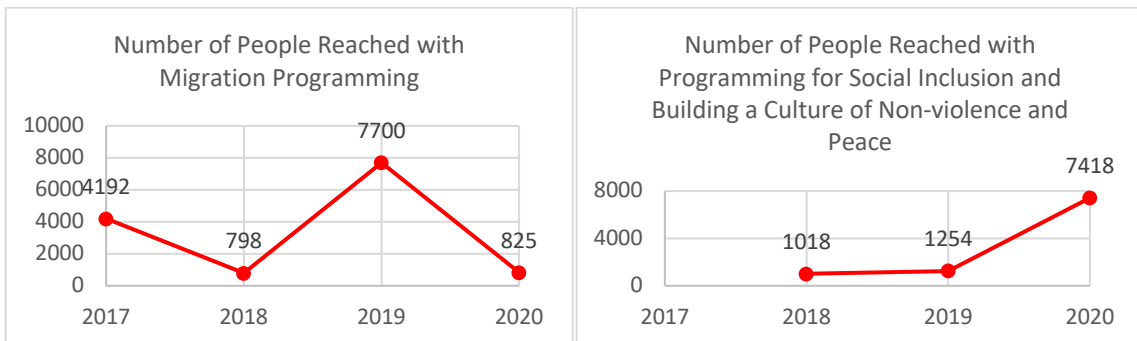


Strategic priority 3: Growing gaps in health and wellbeing



Strategic priority 4: Migration and identity

Strategic priority 5: Values, power, and inclusion



Source: IFRC, Federation-wide Databank and Reporting System (n.d.). Available at <https://data.ifrc.org/fdrs>

From the figures above, it can be seen that the values of the FDRS indicators under the strategic priorities “SP2 Evolving crises and disasters” and “SP4 Migration and identity” vary considerably from year to year and do not follow a clear trend during the period 2017-2020. On the other hand, the number of people reached with health, WASH and social inclusion programming by the Nigerian Red Cross Society increased significantly in 2020 compared to 2018. Finally, the number of people reached with cash transfer programming has gradually decreased over the past years.

## 2. Humanitarian Response Plan (HRP) 2022

### 2.1 Country's humanitarian profile as identified by UN OCHA

#### Country's humanitarian profile in 2022

Total population	People in need	People targeted	People reached <sup>17</sup>	Requirements (\$)	Current funding (\$)	Coverage (%)
N/A	7M	5.5M	5.4M	\$1.13BN	\$220.9M	19.6%

### 2.2 HRP sector priorities and activities

#### Country's humanitarian profile by sector in 2022

HRP sector	People in need	Targeted (%)	People targeted	People reached
Camp coordination and camp management	2'005'545	66.64%	1'336'471	3'007'815
Early recovery and livelihoods	3'315'341	8.35%	276'873	24'909
Education	1'867'183	64.64%	1'206'881	1'845'873
Emergency shelter and NFI	2'945'849	49.52%	1'458'791	170'625
Food security	3'477'176	100.00%	3'477'176	N/A
Health	4'990'287	88.33%	4'407'565	2'233'152
Multi-purpose cash	2'741'568	5.49%	150'500	N/A
Nutrition	3'004'450	84.22%	2'530'489	1'632'573
Protection	4'255'958	47.43%	2'018'537	1'244'769
Water and sanitation	3'004'450	86.84%	2'608'978	4'373'601

Source: Humanitarian Response Plan (n.d.). Available at <https://hum-insight.info/>

About 5.5 million people are targeted out of the 7 million people in need in Nigeria. All people targeted are expected to be reached in the country by the end of 2022. From the table above, it can be noted that the percentage of people targeted compared to people in need is above 80% in sectors related to food security, health, nutrition and water and sanitation. On the other hand, there is still a significant gap between the number of people in need and those targeted in the country's sector activities related to early recovery and livelihoods, multi-purpose cash and protection. Finally, funding coverage is 19.6% and is insufficient to meet all the priorities of the sectors.

<sup>17</sup>The data published by the UN OCHA for the number of people reached is based on the period from January 1 to April 30, 2022. We multiply the latter number by three to get an estimate of the total number of people reached in 2022.

### 3. Conclusions of the benchmark analysis

This section presents the results of the benchmark analysis based on the comparison between FDRS and HRP data by IFRC strategic priority. The data on people reached by the National Society and people targeted and in need in the country are analysed.

#### National Society's activities by HRP sector

2022 FDRS data (Source: IFRC)			2022 HRP data (Source: UN OCHA)		
National Society			Country		
IFRC strategic priority <sup>a</sup>	Relevant FDRS indicator <sup>b</sup>	Estimated people reached	HRP corresponding sector	People in need	People targeted
SP1	N/A	N/A	N/A	N/A	N/A
SP2	Disaster response and early recovery services	2'457'993	Early recovery and livelihoods	3'315'341	276'873
			Emergency shelter and NFI	2'945'849	1'458'791
			Food security	3'477'176	3'477'176
			Multi-purpose cash	2'741'568	150'500
SP3	WASH	4'010'003	Health	4'990'287	4'407'565
			Nutrition	3'004'450	2'530'489
			Water and sanitation	3'004'450	2'608'978
SP4	Migration	3'379	Camp coordination and camp management	2'005'545	1'336'471
SP5			Social inclusion	3'230	Education
			Protection	4'255'958	2'018'537

<sup>a</sup> IFRC strategic priority: SP1 - Climate and environmental crisis; SP2 - Evolving crises and disasters; SP3 - Growing gaps in health and wellbeing; SP4 - Migration and identity; SP5 - Values, power, and inclusion

<sup>b</sup> For each IFRC strategic priority, we choose the corresponding FDRS indicator with the highest average value during the period 2017-2020. This average value is used as an estimate of people reached for the year 2022<sup>18</sup>

The analysis reveals that the number of people reached with WASH programming by the Nigerian Red Cross Society is higher than the number of people targeted and in need in the nutrition and water and sanitation sectors. Moreover, the number of people reached with disaster response and early recovery services is significant compared to the number of people targeted and in need in the corresponding sectors in the country. These results show the good achievement of the National Society against the strategic priorities "SP2 Evolving crises and disasters" and "SP3 Growing gaps in health and wellbeing". In contrast, the number of people reached with migration and social inclusion programming is significantly lower than the number of people targeted and in need in their respective sectors.

<sup>18</sup> We acknowledge that this approximation and the time lag represent an important limitation of the analysis and make it less straightforward to compare FDRS and HRP data. Nevertheless, we believe that analysing the National Society's activities against the country's humanitarian profile by sector can provide new insights into the valuable work of the National Society.



## Proportion of people reached by the National Society compared to people in need in the country

		2022 FDRS data (Source: IFRC)	2022 HRP data (Source: UN OCHA)
		National Society	Country
IFRC strategic priority <sup>a</sup>	Relevant FDRS indicator <sup>b</sup>	Estimated people reached (%)	HRP corresponding sector
SP1	N/A	N/A	N/A
SP2	Disaster response and early recovery services	74.14%	Early recovery and livelihoods
		83.44%	Emergency shelter and NFI
		70.69%	Food security
		89.66%	Multi-purpose cash
SP3	WASH	80.36%	Health
		133.47%	Nutrition
		133.47%	Water and sanitation
SP4	Migration	0.17%	Camp coordination and camp management
SP5	Social inclusion	0.17%	Education
		0.08%	Protection

## 4. Additional background information on HRP data in UN OCHA

### Country's funding status by sector in 2022

HRP sector	Current funding	Funding coverage	Funding required
Camp coordination and camp management	\$0	0.00%	\$22 713 288
Coordination and support services	\$3 393 713	15.97%	\$21 253 085
Early recovery and livelihoods	\$2 102 314	3.57%	\$58 948 891
Education	\$199 265	0.20%	\$100 173 309
Emergency shelter and NFI	\$1 287 675	2.17%	\$59 294 653
Emergency telecommunications	\$0	0.00%	\$1 600 000
Food security	\$76 990 578	17.08%	\$450 889 266
Health	\$26 596 399	50.48%	\$52 684 573
Logistics	\$2 065 176	6.78%	\$30 446 311
Multi-purpose cash	\$0	0.00%	\$4 977 438
Nutrition	\$14 843 073	10.29%	\$144 288 433
Protection	\$2 491 369	3.18%	\$78 400 935
Water and sanitation	\$1 900 000	1.87%	\$101 541 459

Source: Humanitarian Response Plan (n.d.). Available at <https://hum-insight.info/>

The data indicates that funding coverage is very low in all sectors in Nigeria. There is an urgent and substantial need for funds to enable the implementation of these activities.

IFRC Region: EUROPE AND CENTRAL ASIA

## Country plan benchmark analysis

IFRC Region

Name of the country

Europe and Central Asia

Ukraine

### About

The purpose of this report is to conduct a benchmark analysis to support the IFRC’s unified planning process. To this end, we present a country-level data analysis focused on the IFRC’s strategic priorities:

- SP1 - Climate and environmental crisis
- SP2 - Evolving crises and disasters
- SP3 - Growing gaps in health and wellbeing
- SP4 - Migration and identity
- SP5 - Values, power, and inclusion

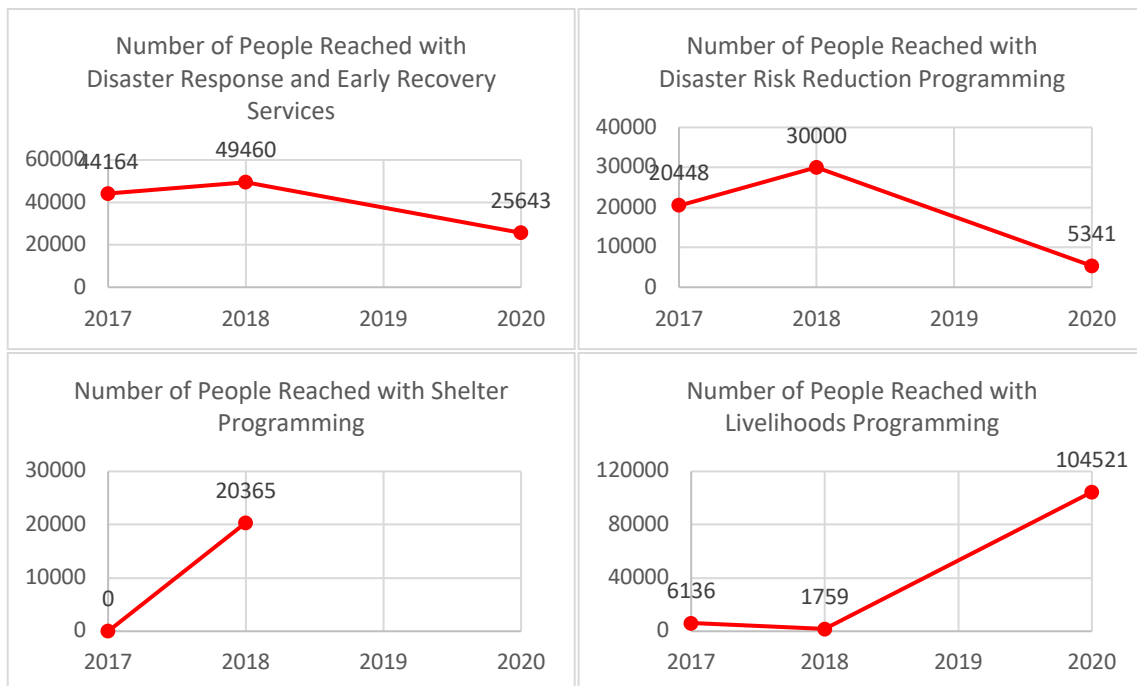
Section 1 analyses IFRC FDRS data and provides an overview of the National Society’s responses over the period 2017-2020, broken down by IFRC’s strategic priorities. In section 2, we use available inter-agency appeals data for 2022 from UN OCHA (as of June 2022), such as Humanitarian Response Plans (HRPs), and describe the country’s humanitarian profile. Section 3 presents the results of the benchmark analysis. We align sector priorities of HRP with the IFRC’s strategic priorities and compare FDRS and HRP data. The data on people reached by the National Society and people targeted and in need in the country are analysed. Section 4 contains data on the country’s financial status by sector.

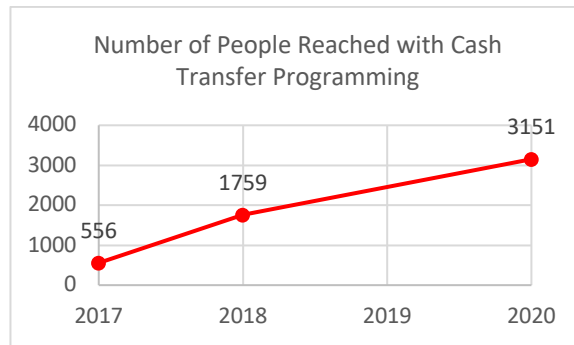
### 1. National Society responses in recent years broken down by IFRC strategic priorities

#### Strategic priority 1: Climate and environmental crisis

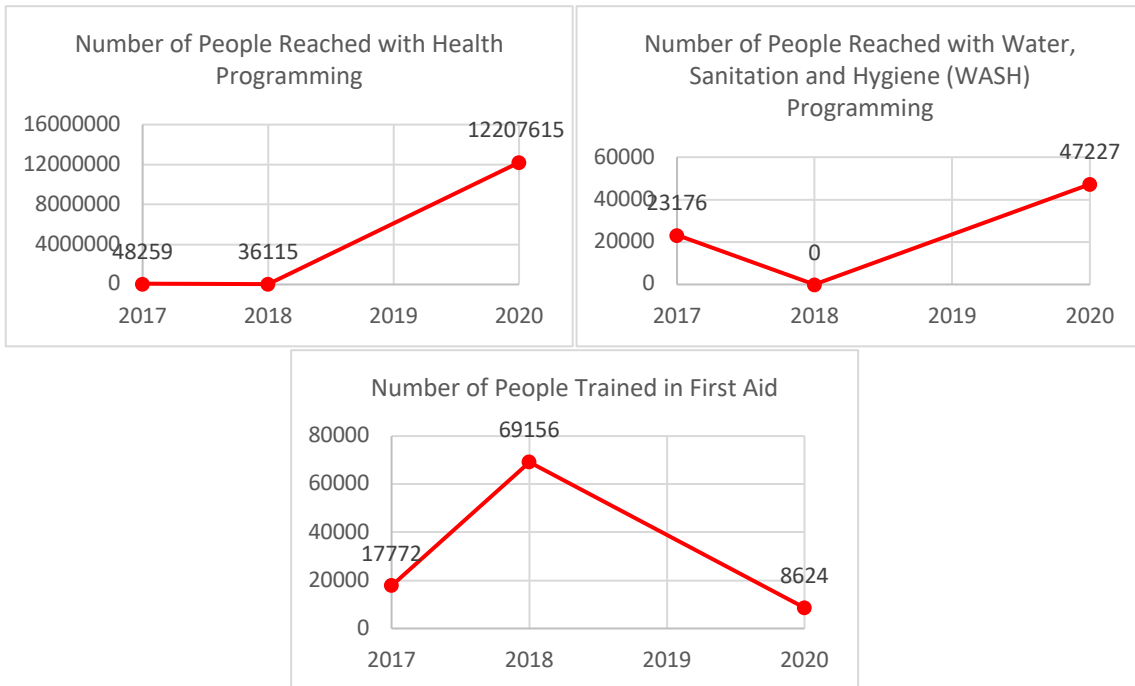
The data on the corresponding FDRS indicators will be collected for the first time in 2022

#### Strategic priority 2: Evolving crises and disasters



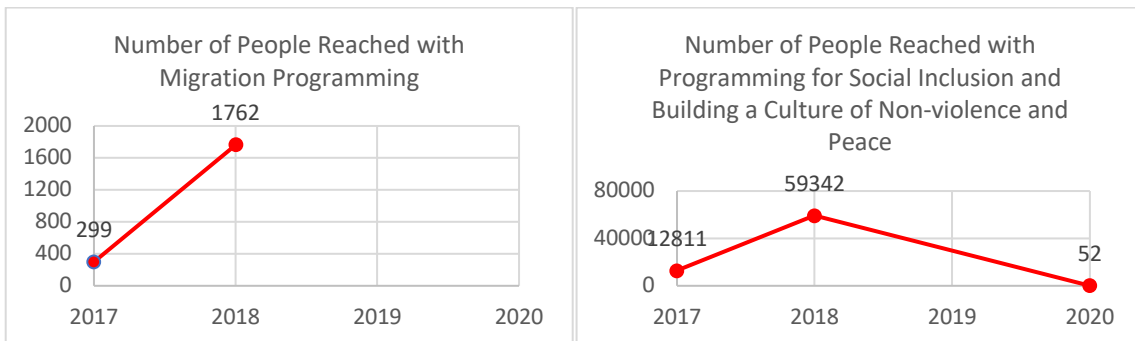


Strategic priority 3: Growing gaps in health and wellbeing



Strategic priority 4: Migration and identity

Strategic priority 5: Values, power, and inclusion



Source: IFRC, Federation-wide Databank and Reporting System (n.d.). Available at <https://data.ifrc.org/fdrs>

The analysis of the FDRS data reveals that the number of people reached with livelihoods, cash transfer, health and WASH programming by the Ukrainian Red Cross Society is significantly higher in 2020 compared to 2017. On the other hand, the evolution of the number of people trained in first aid and people reached with disaster response and early recovery services, disaster risk reduction and social inclusion programming by the National Society has decreased since 2018.

## 2. Humanitarian Response Plan (HRP) 2022<sup>19</sup>

### 2.1 Country's humanitarian profile as identified by UN OCHA

#### Country's humanitarian profile in 2022

Total population	People in need	People targeted	People reached	Requirements (\$)	Current funding (\$)	Coverage (%)
N/A	15.7M	8.7M	N/A	\$2.25BN	\$1.76BN	78.5%

### 2.2 HRP sector priorities and activities

#### Country's humanitarian profile by sector in 2022

HRP sector	People in need	Targeted (%)	People targeted	People reached
Camp coordination and camp management	110'4905	69.29%	765'601	N/A
Education	3'567'656	30.83%	1'100'000	N/A
Food security and livelihoods	10'200'000	68.97%	7'035'000	N/A
Health	12'067'456	50.00%	6'033'728	N/A
Multi-purpose cash	N/A	N/A	2'028'000	N/A
Nutrition	624'960	46.19%	288'656	N/A
Protection	15'700'000	24.80%	3'900'000	N/A
Shelter and non-food items	6'227'743	54.59%	3'400'000	N/A
Water, sanitation and hygiene (WASH)	12'954'000	67.11%	8'694'000	N/A

Source: Humanitarian Response Plan (n.d.). Available at <https://hum-insight.info/>

About 8.7 million people are targeted out of the 15.7 million people in need in Ukraine. The percentage of people targeted compared to people in need is generally higher than 50% in the sectors, with the exception of education, nutrition and protection. Moreover, funding coverage is 78.5%.

<sup>19</sup> Since there is no published HRP for Ukraine for the year 2022, we used the data available from the Ukraine Flash Appeal 2022 for the benchmark analysis.

### 3. Conclusions of the benchmark analysis

This section presents the results of the benchmark analysis based on the comparison between FDRS and HRP data by IFRC strategic priority. The data on people reached by the National Society and people targeted and in need in the country are analysed.

#### National Society's activities by HRP sector

2022 FDRS data (Source: IFRC)			2022 HRP data (Source: UN OCHA)		
National Society			Country		
IFRC strategic priority <sup>a</sup>	Relevant FDRS indicator <sup>b</sup>	Estimated people reached	HRP corresponding sector	People in need	People targeted
SP1	N/A	N/A	N/A	N/A	N/A
SP2	Disaster response and early recovery services	39'756	Food security and livelihoods	10'200'000	7'035'000
			Multi-purpose cash	N/A	2'028'000
			Shelter and non-food items	6'227'743	3'400'000
SP3	Health	4'097'330	Health	12'067'456	6'033'728
			Nutrition	624'960	288'656
			Water, sanitation and hygiene (WASH)	12'954'000	8'694'000
SP4	Migration	1'031	Camp coordination and camp management	1'104'905	765'601
SP5	Social inclusion	24'068	Education	3'567'656	1'100'000
			Protection	15'700'000	3'900'000

<sup>a</sup> IFRC strategic priority: SP1 - Climate and environmental crisis; SP2 - Evolving crises and disasters; SP3 - Growing gaps in health and wellbeing; SP4 - Migration and identity; SP5 - Values, power, and inclusion

<sup>b</sup> For each IFRC strategic priority, we choose the corresponding FDRS indicator with the highest average value during the period 2017-2020. This average value is used as an estimate of people reached for the year 2022<sup>20</sup>

The number of people reached with health programming by the Ukrainian Red Cross Society is significantly higher than the number of people targeted and in need in the nutrition sector. In contrast, the number of people reached with disaster response and early recovery services, migration and social inclusion programming is significantly lower than the number of people targeted and in need in their respective sectors. However, it should be mentioned that the comparison between FDRS and HRP data makes little sense in the specific case and context of Ukraine, due to the time lag and current war in the country, which has considerably increased the vulnerability and needs of the population.

<sup>20</sup> We acknowledge that this approximation and the time lag represent an important limitation of the analysis and make it less straightforward to compare FDRS and HRP data. Nevertheless, we believe that analysing the National Society's activities against the country's humanitarian profile by sector can provide new insights into the valuable work of the National Society.

## Proportion of people reached by the National Society compared to people in need in the country

2022 FDRS data (Source: IFRC)		2022 HRP data (Source: UN OCHA)	
National Society		Country	
IFRC strategic priority <sup>a</sup>	Relevant FDRS indicator <sup>b</sup>	Estimated people reached (%)	HRP corresponding sector
SP1	N/A	N/A	N/A
SP2	Disaster response and early recovery services	0.39%	Food security and livelihoods
		N/A 0.64%	Multi-purpose cash Shelter and non-food items
SP3	Health	33.95%	Health
		655.61%	Nutrition
		31.63%	Water, sanitation and hygiene (WASH)
SP4	Migration	0.09%	Camp coordination and camp management
SP5	Social inclusion	0.67%	Education
		0.15%	Protection

## 4. Additional background information on HRP data in UN OCHA

### Country's funding status by sector in 2022

HRP sector	Current funding	Funding coverage	Funding required
Camp coordination and camp management	\$850 000	2.03%	\$41 962 590
Coordination services	\$43 817 204	292.11%	\$15 000 000
Education	\$18 977 546	45.26%	\$41 930 000
Emergency telecommunications	\$1 200 003	32.26%	\$3 720 000
Food security and livelihoods	\$228 512 509	48.67%	\$469 533 333
Health	\$104 023 579	94.57%	\$110 000 000
Logistics	\$4 108 493	60.42%	\$6 800 000
Multi-purpose cash	\$19 467 410	3.24%	\$600 288 000
Nutrition	\$260 000	1.11%	\$23 500 792
Protection	\$172 415 728	49.26%	\$350 000 000
Shelter and non-food items	\$13 802 169	3.76%	\$366 600 000
Water, sanitation and hygiene (WASH)	\$73 213 291	33.79%	\$216 703 095

Source: Humanitarian Response Plan (n.d.). Available at <https://hum-insight.info/>

From the table above, we can conclude that currently available funding is generally low across the sectors in Ukraine, with the exception of coordination services and health.

IFRC Region: AMERICAS



## Country plan benchmark analysis

IFRC Region

Name of the country

Americas

Colombia

### About

The purpose of this report is to conduct a benchmark analysis to support the IFRC's unified planning process. To this end, we present a country-level data analysis focused on the IFRC's strategic priorities:

- SP1 - Climate and environmental crisis
- SP2 - Evolving crises and disasters
- SP3 - Growing gaps in health and wellbeing
- SP4 - Migration and identity
- SP5 - Values, power, and inclusion

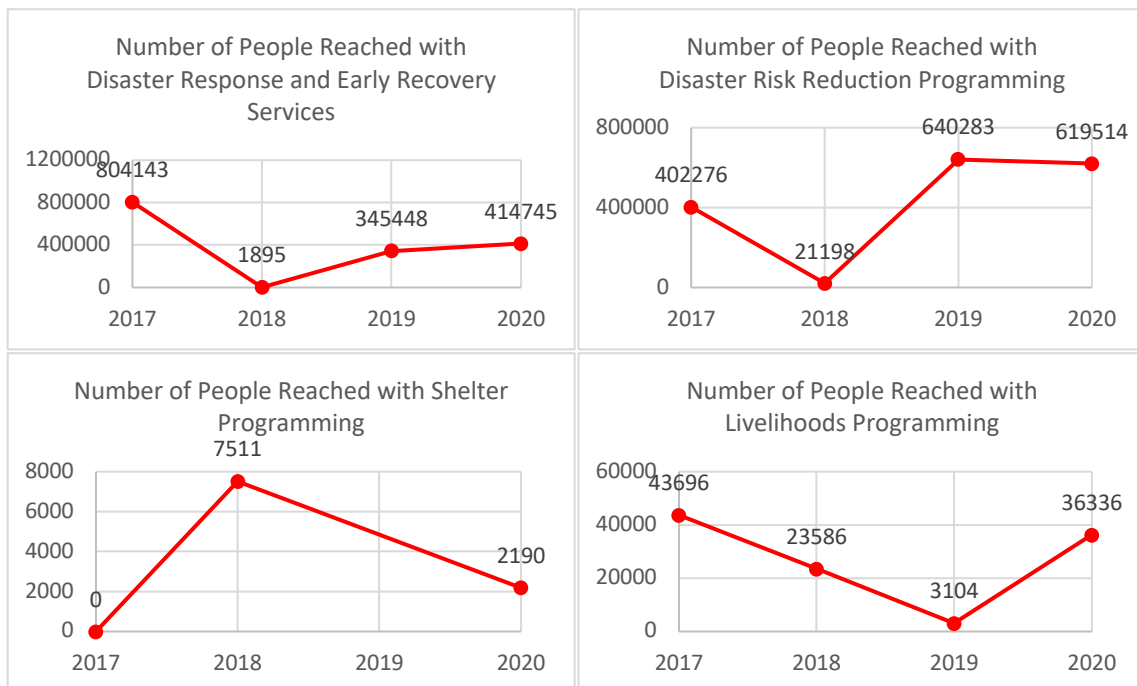
Section 1 analyses IFRC FDRS data and provides an overview of the National Society's responses over the period 2017-2020, broken down by IFRC's strategic priorities. In section 2, we use available inter-agency appeals data for 2022 from UN OCHA (as of June 2022), such as Humanitarian Response Plans (HRPs), and describe the country's humanitarian profile. Section 3 presents the results of the benchmark analysis. We align sector priorities of HRP with the IFRC's strategic priorities and compare FDRS and HRP data. The data on people reached by the National Society and people targeted and in need in the country are analysed. Section 4 contains data on the country's financial status by sector.

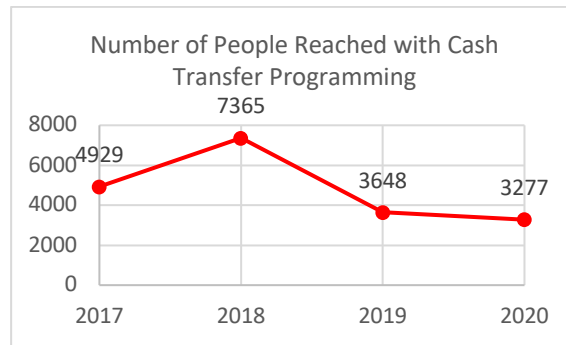
### 1. National Society responses in recent years broken down by IFRC strategic priorities

#### Strategic priority 1: Climate and environmental crisis

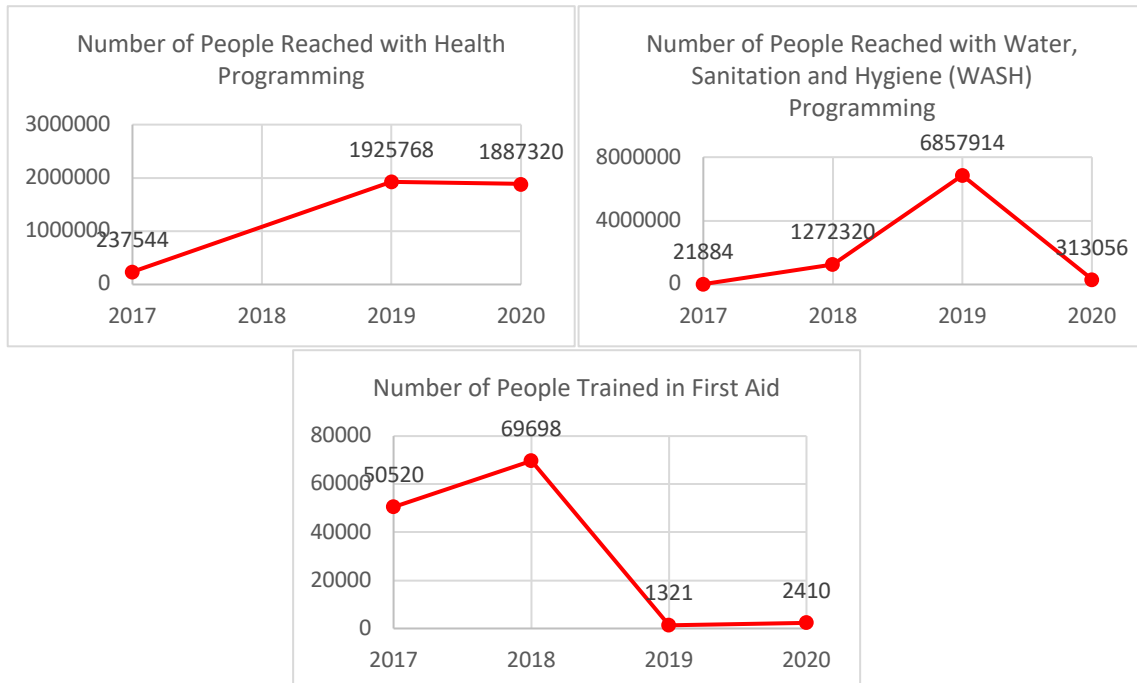
The data on the corresponding FDRS indicators will be collected for the first time in 2022

#### Strategic priority 2: Evolving crises and disasters



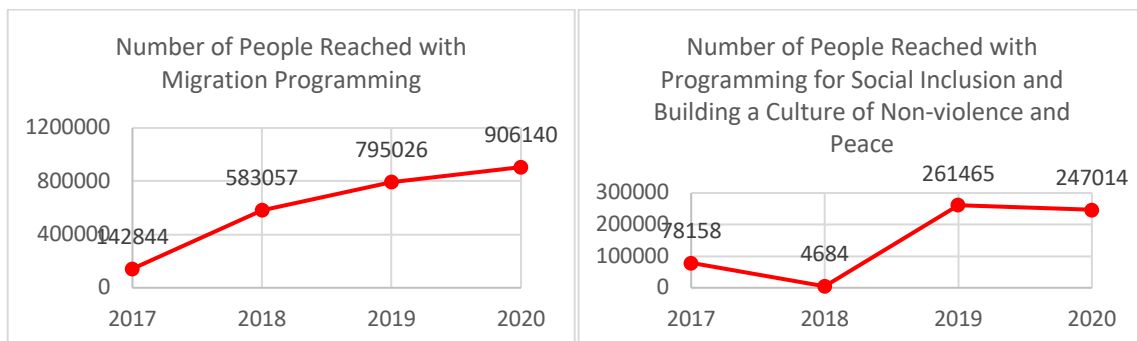


Strategic priority 3: Growing gaps in health and wellbeing



Strategic priority 4: Migration and identity

Strategic priority 5: Values, power, and inclusion



Source: IFRC, Federation-wide Databank and Reporting System (n.d.). Available at <https://data.ifrc.org/fdrs>

The values of the indicators under the strategic priorities “SP2 Evolving crises and disasters” and “SP3 Growing gaps in health and wellbeing” vary considerably from year to year and do not show a clear trend during the period 2017-2020. The FDRS data reveals that the number of people reached with migration and social inclusion programming has increased since 2017. It shows the growing importance of the activities of the Colombian Red Cross related to the strategic priorities “SP4 Migration and identity” and “SP5 Values, power, and inclusion”.

2. Humanitarian Response Plan (HRP) 2022

2.1 Country's humanitarian profile as identified by UN OCHA

Country's humanitarian profile in 2022

Total population	People in need	People targeted	People reached	Requirements (\$)	Current funding (\$)	Coverage (%)
51.3M	7.7M	1.6M	N/A	\$282.9M	\$35.2M	12.4%

2.2 HRP sector priorities and activities

Country's humanitarian profile by sector in 2022

HRP sector	People in need	Targeted (%)	People targeted	People reached
Water, sanitation and hygiene (WASH)	4'638'730	5.46%	253'273	N/A
Shelter	3'843'491	1.82%	69'930	N/A
Education in emergencies	3'826'013	5.23%	200'000	N/A
Protection	4'618'080	25.98%	1'199'999	N/A
Early recovery	5'505'246	5.09%	279'998	N/A
Health	6'058'621	17.00%	1'029'999	N/A
Food security and nutrition	7'678'153	7.64%	586'386	N/A

Source: Humanitarian Response Plan (n.d.). Available at <https://hum-insight.info/>

About 1.6 million people are targeted out of the 7.7 million people in need in Colombia. There is a significant gap between the number of people in need and those targeted across all sectors. Moreover, funding coverage is 12.4% and is insufficient to meet all the priorities of the sectors.

### 3. Conclusions of the benchmark analysis

This section presents the results of the benchmark analysis based on the comparison between FDRS and HRP data by IFRC strategic priority. The data on people reached by the National Society and people targeted and in need in the country are analysed.

#### National Society's activities by HRP sector

2022 FDRS data (Source: IFRC)			2022 HRP data (Source: UN OCHA)		
National Society			Country		
IFRC strategic priority <sup>a</sup>	Relevant FDRS indicator <sup>b</sup>	Estimated people reached	HRP corresponding sector	People in need	People targeted
SP1	N/A	N/A	N/A	N/A	N/A
SP2	Disaster risk reduction	420'818	Shelter	3'843'491	69'930
			Early recovery	5'505'246	279'998
			Food security and nutrition	7'678'153	586'386
SP3	WASH	2'116'294	Water, sanitation and hygiene (WASH)	4'638'730	253'273
			Health	6'058'621	1'029'999
SP4	Migration	606'767	N/A	N/A	N/A
SP5	Social inclusion	147'830	Education in emergencies	3'826'013	200'000
			Protection	4'618'080	1'199'999

<sup>a</sup> IFRC strategic priority: SP1 - Climate and environmental crisis; SP2 - Evolving crises and disasters; SP3 - Growing gaps in health and wellbeing; SP4 - Migration and identity; SP5 - Values, power, and inclusion

<sup>b</sup> For each IFRC strategic priority, we choose the corresponding FDRS indicator with the highest average value during the period 2017-2020. This average value is used as an estimate of people reached for the year 2022<sup>21</sup>

The Colombian Red Cross has reached a significant number of people with disaster risk reduction and WASH programming compared to the number of people targeted in their corresponding sectors in the country, while it is less than the number of people in need. Moreover, the number of people reached with programming for social inclusion is significantly lower than the number of people targeted and in need in the education in emergencies and protection sectors.

<sup>21</sup> We acknowledge that this approximation and the time lag represent an important limitation of the analysis and make it less straightforward to compare FDRS and HRP data. Nevertheless, we believe that analysing the National Society's activities against the country's humanitarian profile by sector can provide new insights into the valuable work of the National Society.

## Proportion of people reached by the National Society compared to people in need in the country

		2022 FDRS data (Source: IFRC)	2022 HRP data (Source: UN OCHA)
		National Society	Country
IFRC strategic priority <sup>a</sup>	Relevant FDRS indicator <sup>b</sup>	Estimated people reached (%)	HRP corresponding sector
SP1	N/A	N/A	N/A
SP2	Disaster risk reduction	10.95%	Shelter
		7.64%	Early recovery
		5.48%	Food security and nutrition
SP3	WASH	45.62%	Water, sanitation and hygiene (WASH)
		34.93%	Health
SP4	Migration	N/A	N/A
SP5	Social inclusion	3.86%	Education in emergencies
		3.20%	Protection

### 4. Additional background information on HRP data in UN OCHA

#### Country's funding status by sector in 2022

HRP sector	Current funding	Funding coverage	Funding required
Water, sanitation and hygiene (WASH)	\$0	0.00%	\$16 727 434
Shelter	\$0	0.00%	\$7 671 020
Coordination	\$1 805 805	29.82%	\$6 055 790
Education in emergencies	\$0	0.00%	\$14 616 626
Protection	\$7 196 844	6.37%	\$112 969 731
Early recovery	\$0	0.00%	\$37 348 160
Health	\$890 000	2.15%	\$41 439 909
Food security and nutrition	\$1 110 002	2.33%	\$47 538 396

Source: Humanitarian Response Plan (n.d.). Available at <https://hum-insight.info/>

The data indicates that funding coverage is very low in all sectors in Colombia. For instance, funding is currently not available for sector activities related to WASH, shelter, education in emergencies and early recovery. Funds are urgently needed to enable the implementation of these activities.

## Country plan benchmark analysis

IFRC Region

Name of the country

Americas

El Salvador

### About

The purpose of this report is to conduct a benchmark analysis to support the IFRC's unified planning process. To this end, we present a country-level data analysis focused on the IFRC's strategic priorities:

- SP1 - Climate and environmental crisis
- SP2 - Evolving crises and disasters
- SP3 - Growing gaps in health and wellbeing
- SP4 - Migration and identity
- SP5 - Values, power, and inclusion

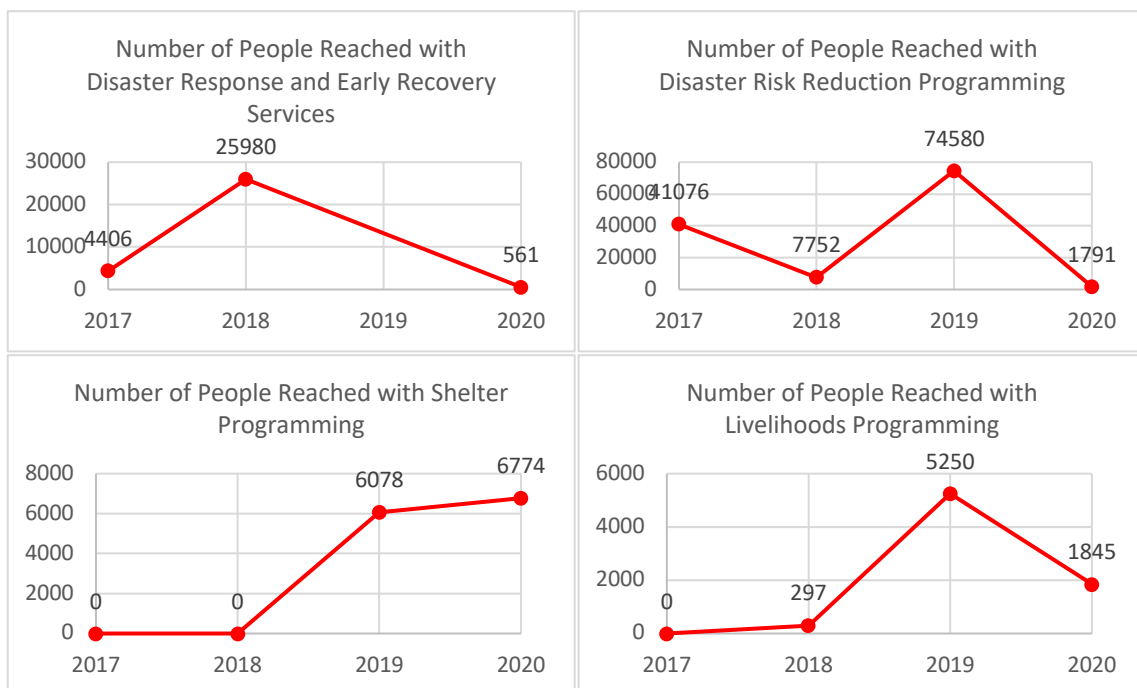
Section 1 analyses IFRC FDRS data and provides an overview of the National Society's responses over the period 2017-2020, broken down by IFRC's strategic priorities. In section 2, we use available inter-agency appeals data for 2022 from UN OCHA (as of June 2022), such as Humanitarian Response Plans (HRPs), and describe the country's humanitarian profile. Section 3 presents the results of the benchmark analysis. We align sector priorities of HRP with the IFRC's strategic priorities and compare FDRS and HRP data. The data on people reached by the National Society and people targeted and in need in the country are analysed. Section 4 contains data on the country's financial status by sector.

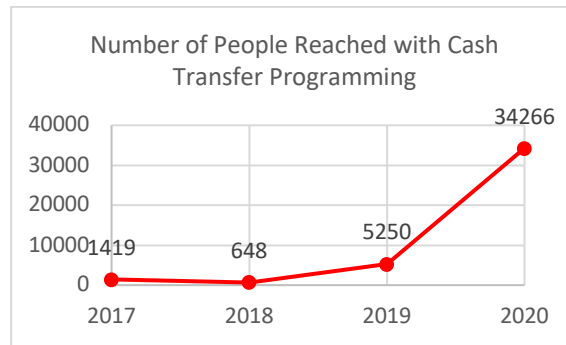
### 1. National Society responses in recent years broken down by IFRC strategic priorities

#### Strategic priority 1: Climate and environmental crisis

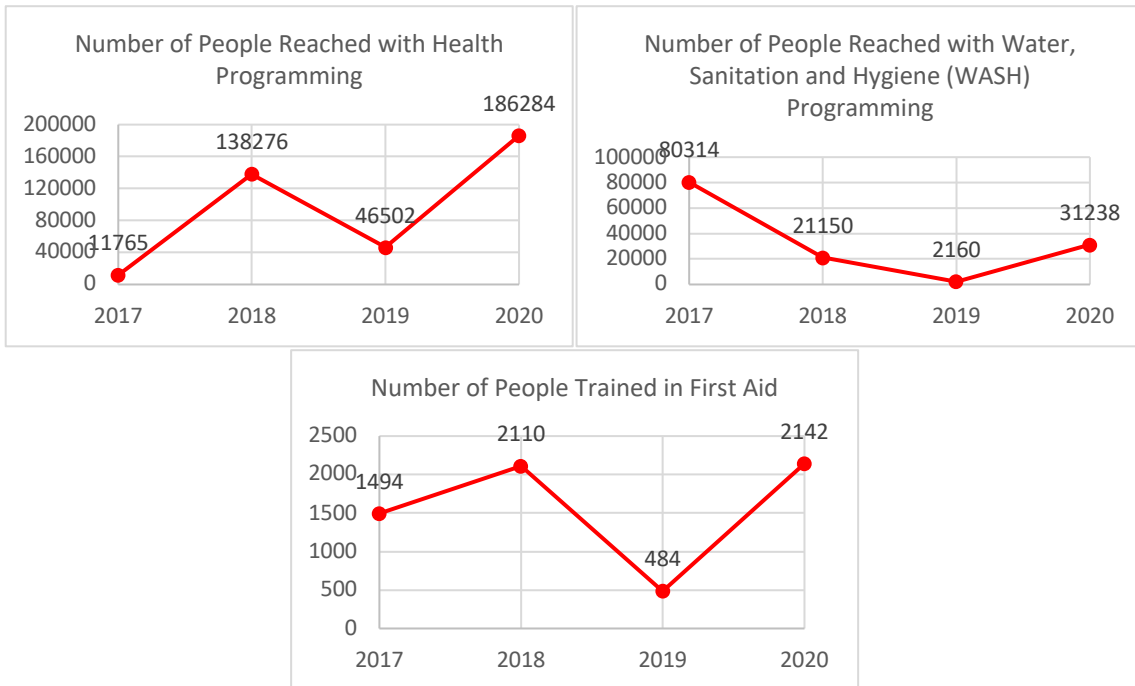
The data on the corresponding FDRS indicators will be collected for the first time in 2022

#### Strategic priority 2: Evolving crises and disasters



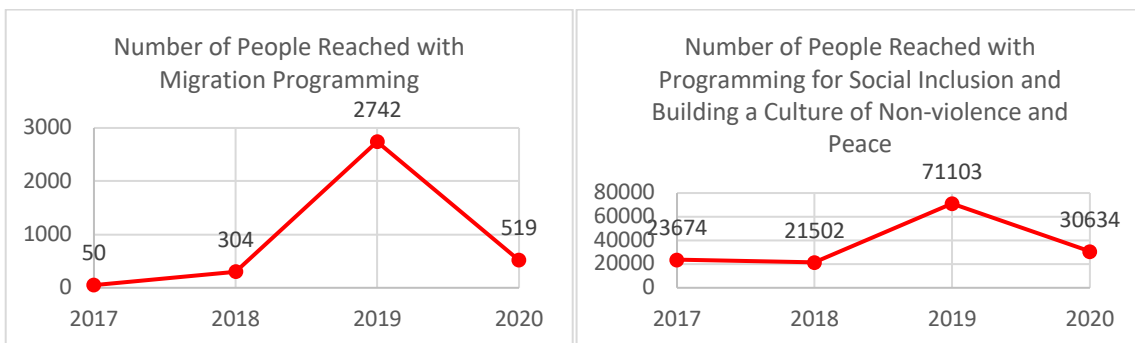


Strategic priority 3: Growing gaps in health and wellbeing



Strategic priority 4: Migration and identity

Strategic priority 5: Values, power, and inclusion



Source: IFRC, Federation-wide Databank and Reporting System (n.d.). Available at <https://data.ifrc.org/fdrs>

The values of the FDRS indicators under the strategic priorities “SP2 Evolving crises and disasters”, “SP3 Growing gaps in health and wellbeing”, “SP4 Migration and identity” and “SP5 Values, power, and inclusion” vary widely from year to year and do not show clear trends over the period 2017-2020. The number of people reached with health and WASH programming by the Salvadorean Red Cross Society increased significantly in 2020 compared to 2019. On the other hand, the number of people reached with migration and social inclusion programming decreased significantly during this period.

## 2. Humanitarian Response Plan (HRP) 2022

### 2.1 Country's humanitarian profile as identified by UN OCHA

#### Country's humanitarian profile in 2022

Total population	People in need	People targeted	People reached	Requirements (\$)	Current funding (\$)	Coverage (%)
6.5M	1.7M	0.9M	N/A	\$114.3M	\$11.5M	10.1%

### 2.2 HRP sector priorities and activities

#### Country's humanitarian profile by sector in 2022

HRP sector	People in need	Targeted (%)	People targeted	People reached
CCCM	149'800	8.41%	12'600	N/A
Education	792'139	10.00%	79'200	N/A
Nutrition	236'000	48.73%	115'000	N/A
Protection	759'000	93.66%	710'900	N/A
Early recovery	944'697	4.76%	45'000	N/A
Health	998'210	45.88%	458'000	N/A
Food security	1'043'633	35.93%	375'000	N/A
WASH	807'986	18.6%	150'300	N/A

Source: Humanitarian Response Plan (n.d.). Available at <https://hum-insight.info/>

About 0.9 million people are targeted out of the 1.7 million people in need in El Salvador. From the table above, it can be noted that there is a significant gap between the number of people in need and those targeted in all sector activities in the country, with the exception of protection. On the other hand, funding coverage is 10.1% and is insufficient to meet all the priorities of the sectors.



### 3. Conclusions of the benchmark analysis

This section presents the results of the benchmark analysis based on the comparison between FDRS and HRP data by IFRC strategic priority. The data on people reached by the National Society and people targeted and in need in the country are analysed.

#### National Society's activities by HRP sector

2022 FDRS data (Source: IFRC)		2022 HRP data (Source: UN OCHA)			
National Society		Country			
IFRC strategic priority <sup>a</sup>	Relevant FDRS indicator <sup>b</sup>	Estimated people reached	HRP corresponding sector	People in need	People targeted
SP1	N/A	N/A	N/A	N/A	N/A
SP2	Disaster Risk Reduction	31'300	Early recovery	944'697	45'000
SP3	Health	95'707	Food security	1'043'633	375'000
			Nutrition	236'000	115'000
			Health	998'210	458'000
SP4	Migration	904	WASH	807'986	150'300
			CCCM	149'800	12'600
SP5	Social inclusion	36'728	Education	792'139	79'200
			Protection	759'000	710'900

<sup>a</sup> IFRC strategic priority: SP1 - Climate and environmental crisis; SP2 - Evolving crises and disasters; SP3 - Growing gaps in health and wellbeing; SP4 - Migration and identity; SP5 - Values, power, and inclusion

<sup>b</sup> For each IFRC strategic priority, we choose the corresponding FDRS indicator with the highest average value during the period 2017-2020. This average value is used as an estimate of people reached for the year 2022<sup>22</sup>

The number of people reached with disaster risk reduction, health, migration and social inclusion programming by the Salvadorean Red Cross Society is significantly lower than the number of people targeted and in need in their corresponding sectors in the country.

<sup>22</sup> We acknowledge that this approximation and the time lag represent an important limitation of the analysis and make it less straightforward to compare FDRS and HRP data. Nevertheless, we believe that analysing the National Society's activities against the country's humanitarian profile by sector can provide new insights into the valuable work of the National Society.

## Proportion of people reached by the National Society compared to people in need in the country

		2022 FDRS data (Source: IFRC)	2022 HRP data (Source: UN OCHA)
		National Society	Country
IFRC strategic priority <sup>a</sup>	Relevant FDRS indicator <sup>b</sup>	Estimated people reached (%)	HRP corresponding sector
SP1	N/A	N/A	N/A
SP2	Disaster Risk Reduction	3.31%	Early recovery
SP3	Health	3.00%	Food security
		40.55%	Nutrition
		9.59%	Health
		11.85%	WASH
SP4	Migration	0.60%	CCCM
SP5	Social inclusion	4.64%	Education
		4.84%	Protection

### 4. Additional background information on HRP data in UN OCHA

#### Country's funding status by sector in 2022

HRP sector	Current funding	Funding coverage	Funding required
CCCM	\$0	0.00%	\$4 641 410
Coordination	\$0	0.00%	\$116 667
Education	\$0	0.00%	\$5 196 600
Logistics and telecommunications	\$0	0.00%	\$559 200
Nutrition	\$0	0.00%	\$2 450 147
Protection	\$0	0.00%	\$29 429 080
Early recovery	\$0	0.00%	\$25 200 000
Health	\$2600000	26.12%	\$9 953 922
Food security	\$8891543	27.04%	\$32 885 405
WASH	\$0	0.00%	\$3 885 176

Source: Humanitarian Response Plan (n.d.). Available at <https://hum-insight.info/>

Funds are not available in sectors in El Salvador, with the exception of health and food security. There is an urgent need to release funds for the implementation of these activities in the country.

## Country plan benchmark analysis

IFRC Region

Name of the country

Americas

Guatemala

### About

The purpose of this report is to conduct a benchmark analysis to support the IFRC's unified planning process. To this end, we present a country-level data analysis focused on the IFRC's strategic priorities:

- SP1 - Climate and environmental crisis
- SP2 - Evolving crises and disasters
- SP3 - Growing gaps in health and wellbeing
- SP4 - Migration and identity
- SP5 - Values, power, and inclusion

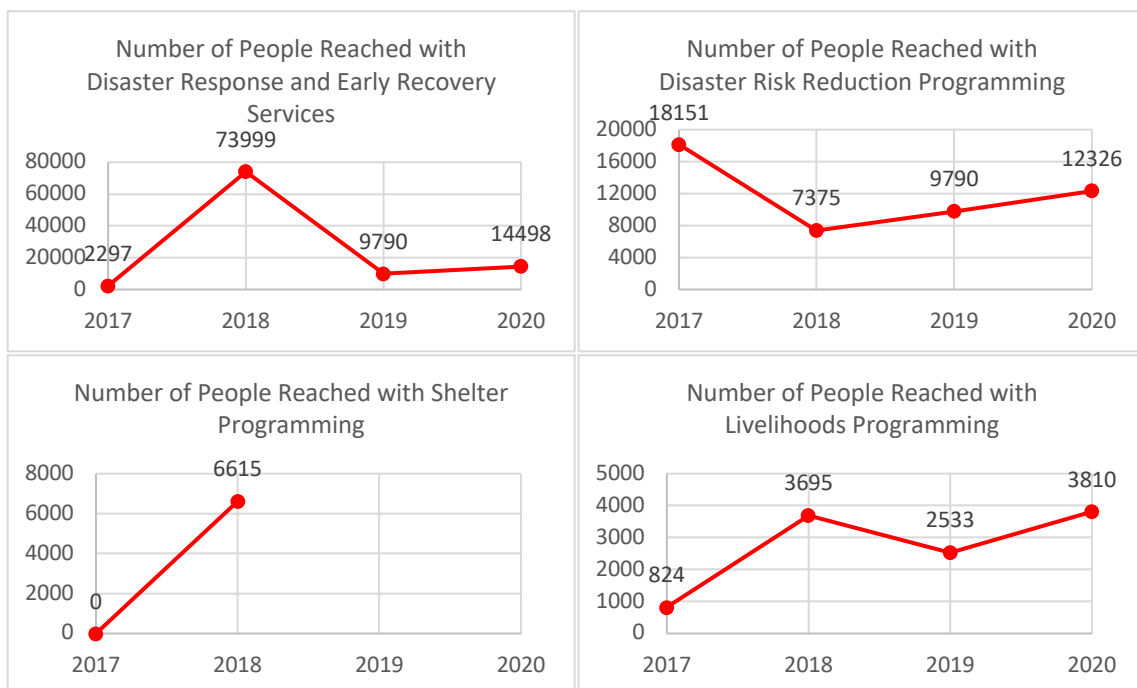
Section 1 analyses IFRC FDRS data and provides an overview of the National Society's responses over the period 2017-2020, broken down by IFRC's strategic priorities. In section 2, we use available inter-agency appeals data for 2022 from UN OCHA (as of June 2022), such as Humanitarian Response Plans (HRPs), and describe the country's humanitarian profile. Section 3 presents the results of the benchmark analysis. We align sector priorities of HRP with the IFRC's strategic priorities and compare FDRS and HRP data. The data on people reached by the National Society and people targeted and in need in the country are analysed. Section 4 contains data on the country's financial status by sector.

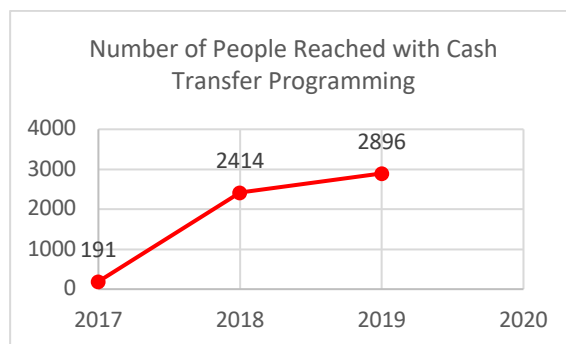
### 1. National Society responses in recent years broken down by IFRC strategic priorities

#### Strategic priority 1: Climate and environmental crisis

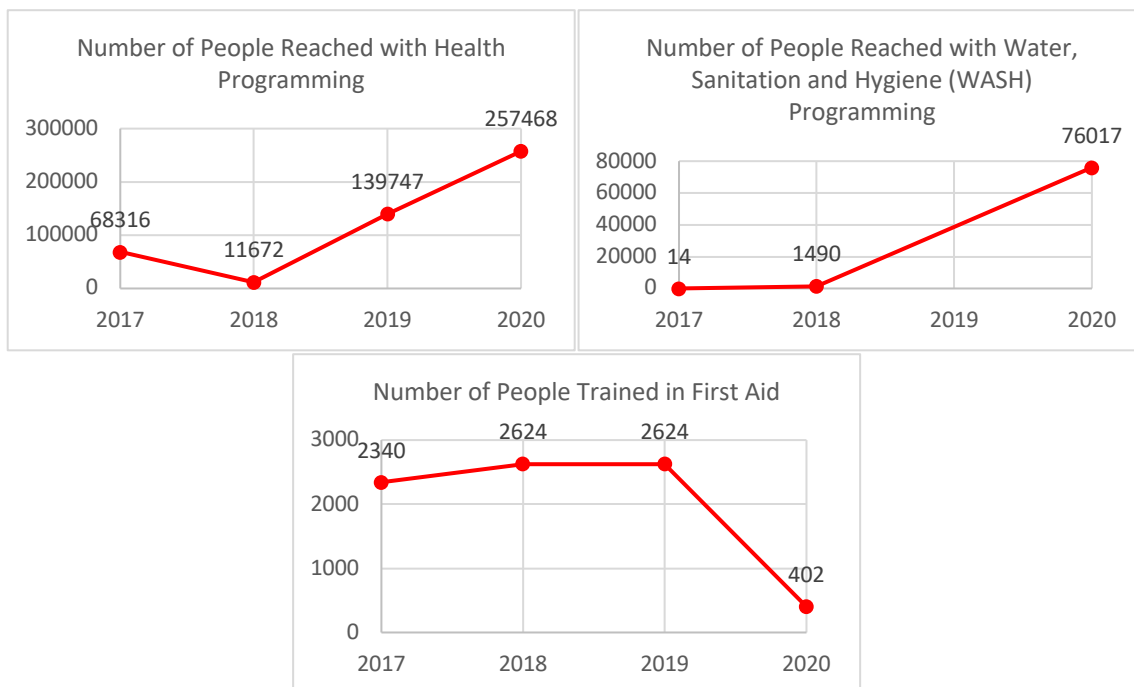
The data on the corresponding FDRS indicators will be collected for the first time in 2022

#### Strategic priority 2: Evolving crises and disasters



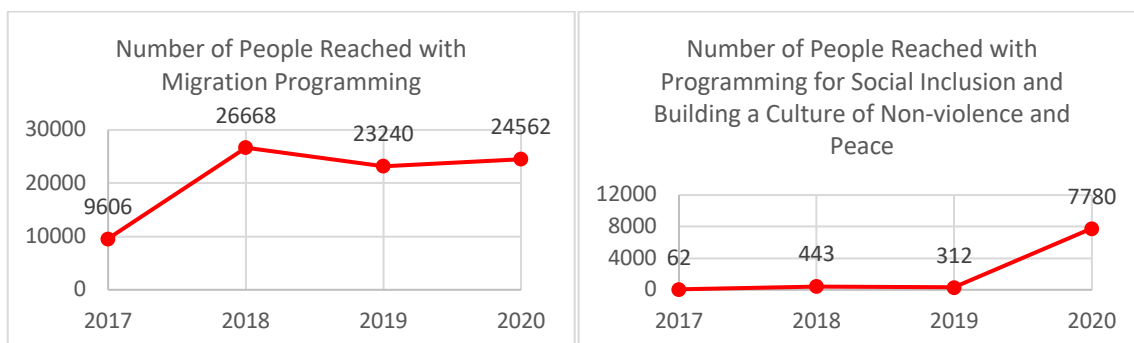


### Strategic priority 3: Growing gaps in health and wellbeing



### Strategic priority 4: Migration and identity

### Strategic priority 5: Values, power, and inclusion



Source: IFRC, Federation-wide Databank and Reporting System (n.d.). Available at <https://data.ifrc.org/fdrs>

The analysis of the FDRS data reveals two main findings regarding the responses of the Guatemalan Red Cross in recent years. First, the number of people reached with programmes under the strategic priorities “SP2 Evolving crises and disasters” and “SP4 Migration and Identity” generally varies from year to year and does not show a clear trend. Then, the number of people reached with health, WASH and social inclusion programming increased significantly in 2020 compared to 2018.

## 2. Humanitarian Response Plan (HRP) 2022

### 2.1 Country's humanitarian profile as identified by UN OCHA

#### Country's humanitarian profile in 2022

Total population	People in need	People targeted	People reached	Requirements (\$)	Current funding (\$)	Coverage (%)
18.2M	3.8M	1.7M	N/A	\$153.5M	\$26.1M	17%

### 2.2 HRP sector priorities and activities

#### Country's humanitarian profile by sector in 2022

HRP sector	People in need	Targeted (%)	People targeted	People reached
Education	178'600	49.89%	89'100	N/A
Protection	2'830'000	25.54%	722'700	N/A
Early recovery	1'100'000	36.97%	406'718	N/A
Health and SRH	930'000	60.00%	558'000	N/A
Food security	3'450'000	7.83%	270'000	N/A
WASH	1'100'000	38.55%	424'000	N/A

Source: Humanitarian Response Plan (n.d.). Available at <https://hum-insight.info/>

About 1.7 million people are targeted out of the 3.8 million people in need in Guatemala. There is a significant gap between the number of people in need and those targeted across all sectors. Moreover, funding coverage is 17% and is not sufficient to meet all the priorities of the sectors.

### 3. Conclusions of the benchmark analysis

This section presents the results of the benchmark analysis based on the comparison between FDRS and HRP data by IFRC strategic priority. The data on people reached by the National Society and people targeted and in need in the country are analysed.

#### National Society's activities by HRP sector

2022 FDRS data (Source: IFRC)			2022 HRP data (Source: UN OCHA)		
National Society			Country		
IFRC strategic priority <sup>a</sup>	Relevant FDRS indicator <sup>b</sup>	Estimated people reached	HRP corresponding sector	People in need	People targeted
SP1	N/A	N/A	N/A	N/A	N/A
SP2	Disaster response and early recovery services	25'146	Early recovery Food security	1'100'000 3'450'000	406'718 270'000
SP3	Health	119'301	Health and SRH WASH	930'000 1'100'000	558'000 424'000
SP4	Migration	21'019	N/A	N/A	N/A
SP5	Social inclusion	2'149	Education Protection	178'600 2'830'000	89'100 722'700

<sup>a</sup> IFRC strategic priority: SP1 - Climate and environmental crisis; SP2 - Evolving crises and disasters; SP3 - Growing gaps in health and wellbeing; SP4 - Migration and identity; SP5 - Values, power, and inclusion

<sup>b</sup> For each IFRC strategic priority, we choose the corresponding FDRS indicator with the highest average value during the period 2017-2020. This average value is used as an estimate of people reached for the year 2022<sup>23</sup>

The number of people reached with disaster response and early recovery services, health and social inclusion programming by the Guatemalan Red Cross is significantly lower than the number people targeted and in need in their respective sectors in the country.

<sup>23</sup> We acknowledge that this approximation and the time lag represent an important limitation of the analysis and make it less straightforward to compare FDRS and HRP data. Nevertheless, we believe that analysing the National Society's activities against the country's humanitarian profile by sector can provide new insights into the valuable work of the National Society.

## Proportion of people reached by the National Society compared to people in need in the country

		2022 FDRS data (Source: IFRC)	2022 HRP data (Source: UN OCHA)
		National Society	Country
IFRC strategic priority <sup>a</sup>	Relevant FDRS indicator <sup>b</sup>	Estimated people reached (%)	HRP corresponding sector
SP1	N/A	N/A	N/A
SP2	Disaster response and early recovery services	2.29% 0.73%	Early recovery Food security
SP3	Health	12.82% 10.85%	Health and SRH WASH
SP4	Migration	N/A	N/A
SP5	Social inclusion	1.20% 0.08%	Education Protection

### 4. Additional background information on HRP data in UN OCHA

#### Country's funding status by sector in 2022

HRP sector	Funding	Funding coverage	Funding required
Coordination	\$0	0,00%	\$135 000
Education	\$0	0,00%	\$4 001 308
Nutrition	\$0	0,00%	\$15 642 617
Protection	\$0	0,00%	\$40 533 763
Early recovery	\$0	0,00%	\$48 974 865
Health and SRH	\$0	0,00%	\$11 989 783
Food security	\$5698160	23,68%	\$24 062 017
WASH	\$5880485	71,78%	\$8 191 951

Source: Humanitarian Response Plan (n.d.). Available at <https://hum-insight.info/>

No funding is currently available in Guatemala's sectors, with the exception of food security and WASH. There is an urgent need to release funds for the implementation of these activities.

## Country plan benchmark analysis

IFRC Region

Name of the country

Americas

Haiti

### About

The purpose of this report is to conduct a benchmark analysis to support the IFRC's unified planning process. To this end, we present a country-level data analysis focused on the IFRC's strategic priorities:

- SP1 - Climate and environmental crisis
- SP2 - Evolving crises and disasters
- SP3 - Growing gaps in health and wellbeing
- SP4 - Migration and identity
- SP5 - Values, power, and inclusion

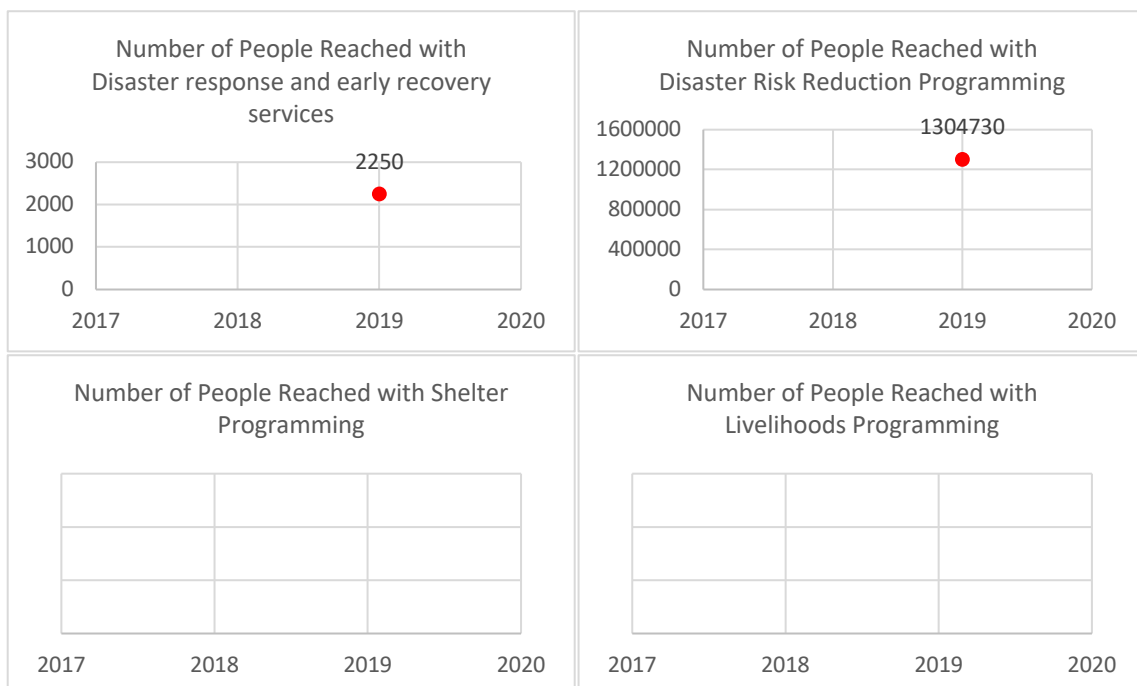
Section 1 analyses IFRC FDRS data and provides an overview of the National Society's responses over the period 2017-2020, broken down by IFRC's strategic priorities. In section 2, we use available inter-agency appeals data for 2022 from UN OCHA (as of June 2022), such as Humanitarian Response Plans (HRPs), and describe the country's humanitarian profile. Section 3 presents the results of the benchmark analysis. We align sector priorities of HRP with the IFRC's strategic priorities and compare FDRS and HRP data. The data on people reached by the National Society and people targeted and in need in the country are analysed. Section 4 contains data on the country's financial status by sector.

### 1. National Society responses in recent years broken down by IFRC strategic priorities


#### Strategic priority 1: Climate and environmental crisis

The data on the corresponding FDRS indicators will be collected for the first time in 2022

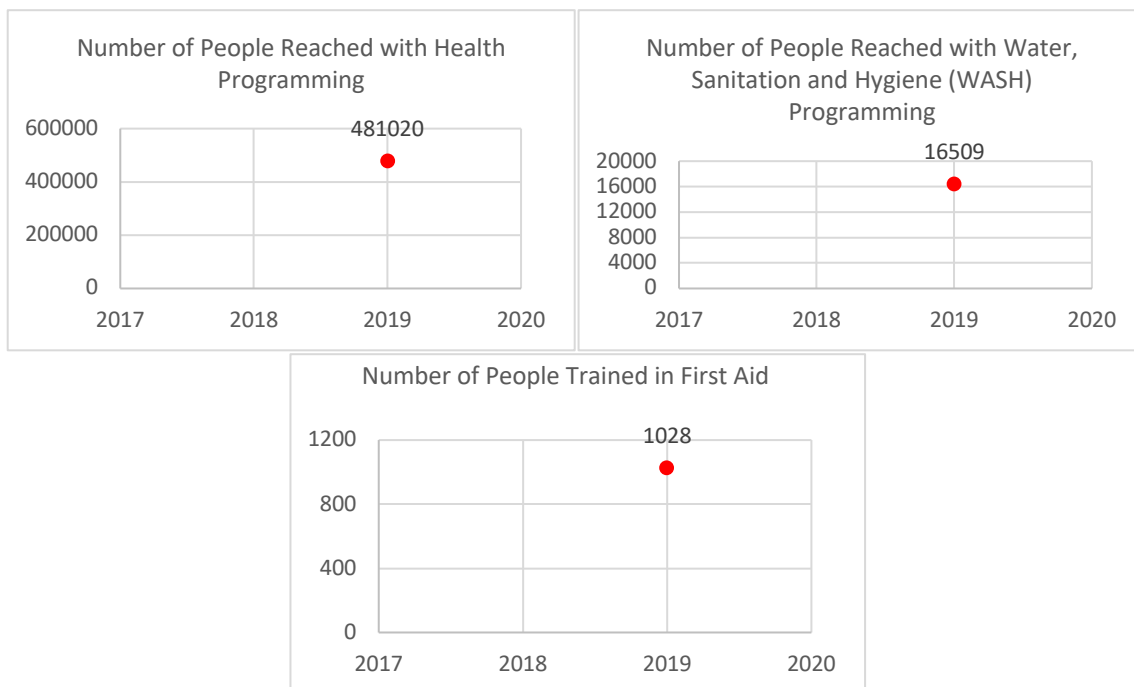
#### Strategic priority 2: Evolving crises and disasters





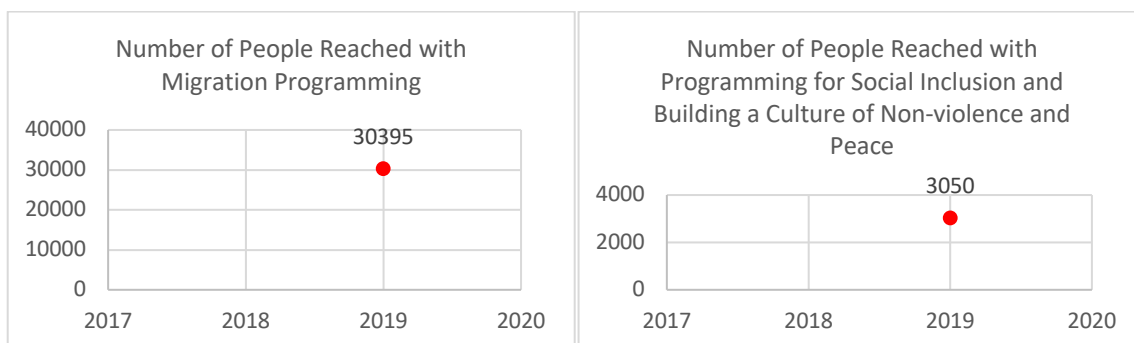


**Strategic priority 3: Growing gaps in health and wellbeing**



**Strategic priority 4: Migration and identity**

**Strategic priority 5: Values, power, and inclusion**



Source: IFRC, Federation-wide Databank and Reporting System (n.d.). Available at <https://data.ifrc.org/fdrs>

The Haiti Red Cross Society carried out several activities related to the IFRC's strategic priorities in 2019. Nevertheless, the lack of data availability for the previous and subsequent years does not allow a proper analysis of the National Society's responses.

## 2. Humanitarian Response Plan (HRP) 2022

### 2.1 Country's humanitarian profile as identified by UN OCHA

#### Country's humanitarian profile in 2022

Total population	People in need	People targeted	People reached	Requirements (\$)	Current funding (\$)	Coverage (%)
11.4M	4.9M	2.5M	N/A	\$373.2M	\$32.5M	8.7%

### 2.2 HRP sector priorities and activities

#### Country's humanitarian profile by sector in 2022

HRP sector	People in need	Targeted (%)	People targeted	People reached
Shelter and ANA	880'070	52.70%	463'797	N/A
Water, sanitation and hygiene (WASH)	3'343'850	25.19%	842'273	N/A
Nutrition	224'891	44.00%	98'952	N/A
Protection	N/A	N/A	422'000	N/A
Health	3'850'000	34.05%	1'310'750	N/A
Food security	4'564'000	43.82%	2'000'000	N/A
Education	797'331	32.48%	259'000	N/A

Source: Humanitarian Response Plan (n.d.). Available at <https://hum-insight.info/>

About 2.5 million people are targeted out of the 4.9 million people in need in Haiti. There is a significant gap between the number of people in need and those targeted across all sectors. On the other hand, funding coverage is 8.7% and is insufficient to meet all the priorities of the sectors.

### 3. Conclusions of the benchmark analysis

This section presents the results of the benchmark analysis based on the comparison between FDRS and HRP data by IFRC strategic priority. The data on people reached by the National Society and people targeted and in need in the country are analysed.

#### National Society's activities by HRP sector

2022 FDRS data (Source: IFRC)			2022 HRP data (Source: UN OCHA)		
National Society			Country		
IFRC strategic priority <sup>a</sup>	Relevant FDRS indicator <sup>b</sup>	Estimated people reached	HRP corresponding sector	People in need	People targeted
SP1	N/A	N/A	N/A	N/A	N/A
SP2	Disaster risk reduction	1'304'730	Shelter and ANA	880'070	463'797
SP3	Health	481'020	Food security	4'564'000	2'000'000
			Water, sanitation and hygiene (WASH)	3'343'850	842'273
			Nutrition	224'891	98'952
SP4	Migration	30'395	Health	3'850'000	1'310'750
SP5	Social inclusion	3'050	N/A	N/A	N/A
			Education	797'331	259'000
			Protection	N/A	422'000

<sup>a</sup> IFRC strategic priority: SP1 - Climate and environmental crisis; SP2 - Evolving crises and disasters; SP3 - Growing gaps in health and wellbeing; SP4 - Migration and identity; SP5 - Values, power, and inclusion

<sup>b</sup> For each IFRC strategic priority, we choose the corresponding FDRS indicator with the highest average value during the period 2017-2020. This average value is used as an estimate of people reached for the year 2022<sup>24</sup>

The comparison between FDRS and HRP data reveals that the number of people reached with disaster risk reduction and health programming by the Haiti Red Cross Society is higher than the number of people targeted and in need in the shelter and nutrition sectors in the country, respectively. On the other hand, the number of people reached with programming for social inclusion is significantly lower than the number of people targeted and in need in the education and protection sectors.

<sup>24</sup> We acknowledge that this approximation and the time lag represent an important limitation of the analysis and make it less straightforward to compare FDRS and HRP data. Nevertheless, we believe that analysing the National Society's activities against the country's humanitarian profile by sector can provide new insights into the valuable work of the National Society.

## Proportion of people reached by the National Society compared to people in need in the country

		2022 FDRS data (Source: IFRC)	2022 HRP data (Source: UN OCHA)
		National Society	Country
IFRC strategic priority <sup>a</sup>	Relevant FDRS indicator <sup>b</sup>	Estimated people reached (%)	HRP corresponding sector
SP1	N/A	N/A	N/A
SP2	Disaster risk reduction	148.25%	Shelter and ANA
SP3	Health	28.59%	Food security
		14.39%	Water, sanitation and hygiene (WASH)
		213.90%	Nutrition
		12.49%	Health
SP4	Migration	N/A	N/A
SP5	Social inclusion	0.38%	Education
		N/A	Protection

### 4. Additional background information on HRP data in UN OCHA

#### Country's funding status by sector in 2022

HRP sector	Funding	Funding coverage	Funding required
Shelter and ANA	\$320 000	0.59%	\$54 310 800
Coordination	\$1 477 889	77.78%	\$1 900 000
Water, sanitation and hygiene (WASH)	\$0	0.00%	\$19 268 191
Logistics	\$1 503 598	12.16%	\$12 370 000
Nutrition	\$2 730 366	17.93%	\$15 225 494
Protection	\$2 639 870	10.81%	\$24 414 665
Health	\$1 217 552	5.95%	\$20 458 500
Food security	\$9 500 000	4.78%	\$198 618 084
Education	\$780 464	2.93%	\$26 600 000

Source: Humanitarian Response Plan (n.d.). Available at <https://hum-insight.info/>

The data indicates that funding coverage is less than 18% in all sectors in Haiti, with the exception of coordination. There is an urgent need to release funds for the implementation of these activities.

## Country plan benchmark analysis

IFRC Region

Name of the country

Americas

Honduras

### About

The purpose of this report is to conduct a benchmark analysis to support the IFRC's unified planning process. To this end, we present a country-level data analysis focused on the IFRC's strategic priorities:

- SP1 - Climate and environmental crisis
- SP2 - Evolving crises and disasters
- SP3 - Growing gaps in health and wellbeing
- SP4 - Migration and identity
- SP5 - Values, power, and inclusion

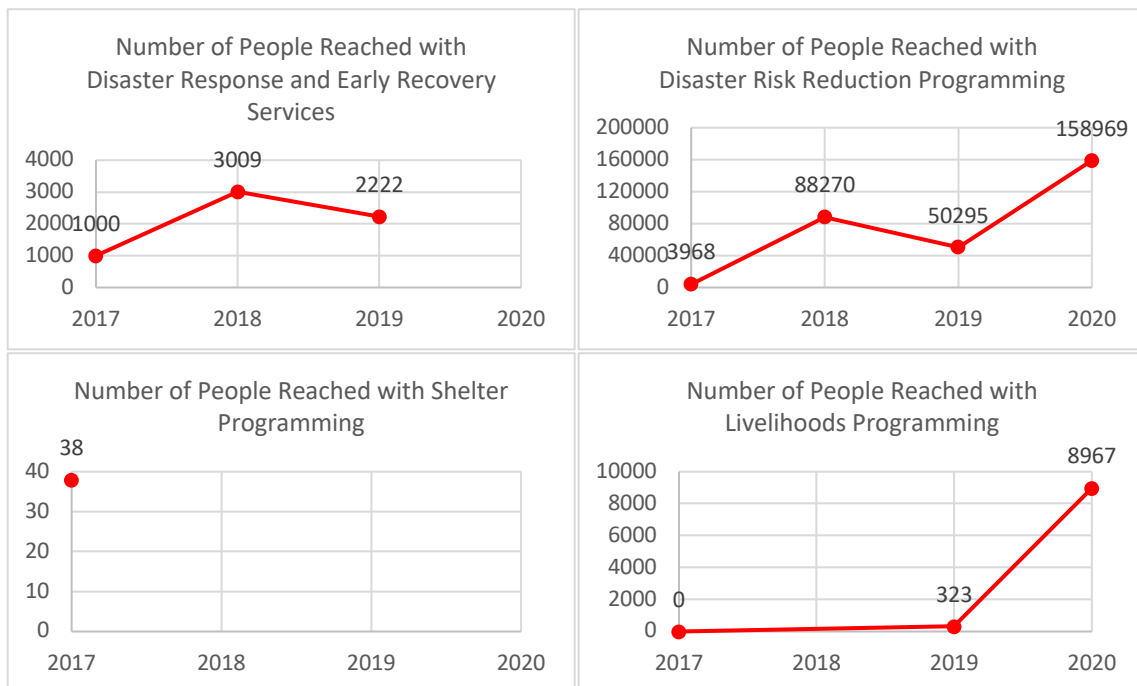
Section 1 analyses IFRC FDRS data and provides an overview of the National Society's responses over the period 2017-2020, broken down by IFRC's strategic priorities. In section 2, we use available inter-agency appeals data for 2022 from UN OCHA (as of June 2022), such as Humanitarian Response Plans (HRPs), and describe the country's humanitarian profile. Section 3 presents the results of the benchmark analysis. We align sector priorities of HRP with the IFRC's strategic priorities and compare FDRS and HRP data. The data on people reached by the National Society and people targeted and in need in the country are analysed. Section 4 contains data on the country's financial status by sector.

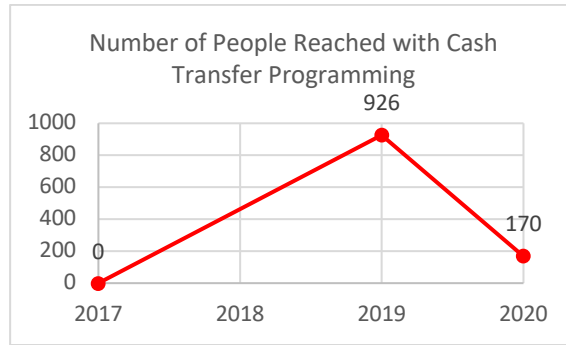
### 1. National Society responses in recent years broken down by IFRC strategic priorities

#### Strategic priority 1: Climate and environmental crisis

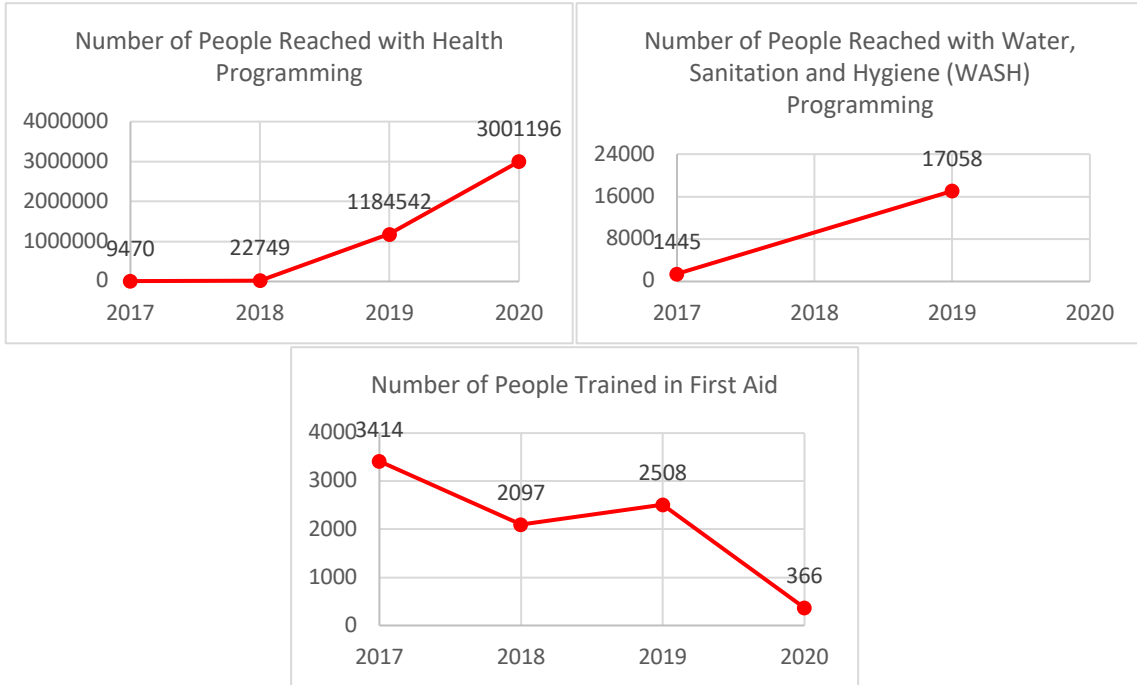
The data on the corresponding FDRS indicators will be collected for the first time in 2022

#### Strategic priority 2: Evolving crises and disasters



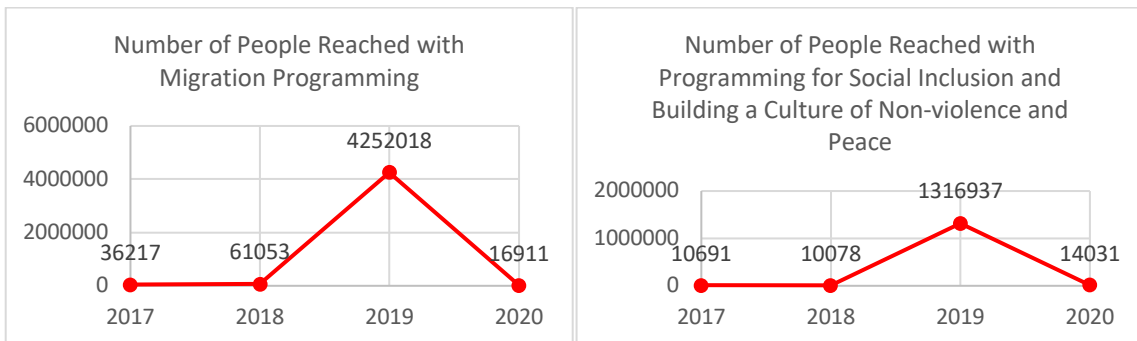


Strategic priority 3: Growing gaps in health and wellbeing



Strategic priority 4: Migration and identity

Strategic priority 5: Values, power, and inclusion



Source: IFRC, Federation-wide Databank and Reporting System (n.d.). Available at <https://data.ifrc.org/fdrs>

The FDRS data reveals that the number of people reached with disaster risk reduction, livelihoods and health programming by the Honduran Red Cross has increased significantly in recent years. In contrast, the number of people reached with migration and social inclusion programming and people trained in first aid decreased significantly in 2020 compared to 2019. These results may suggest a shift in the priorities of the National Society towards health-related activities during the COVID-19 pandemic.

## 2. Humanitarian Response Plan (HRP) 2022

### 2.1 Country's humanitarian profile as identified by UN OCHA

#### Country's humanitarian profile in 2022

Total population	People in need	People targeted	People reached	Requirements (\$)	Current funding (\$)	Coverage (%)
9.6M	2.8M	1.8M	N/A	\$155.3M	\$38M	24.5%

### 2.2 HRP sector priorities and activities

#### Country's humanitarian profile by sector in 2022

HRP sector	People in need	Targeted (%)	People targeted	People reached
Emergency shelter	89'000	59.55%	53'000	N/A
CCCM	95'000	89.47%	85'000	N/A
Coordination	N/A	N/A	N/A	N/A
Education	475'000	57.47%	273'000	N/A
Protection	942'000	70.59%	665'000	N/A
Early recovery	1'100'000	61.82%	680'000	N/A
Health and SHR	1'200'000	58.17%	698'000	N/A
Food and nutrition security	2'500'000	72.00%	1'800'000	N/A
WASH	2'500'000	36.00%	900'000	N/A

Source: Humanitarian Response Plan (n.d.). Available at <https://hum-insight.info/>

About 1.8 million people are targeted out of the 2.8 million people in need in Honduras. The percentage of people targeted compared to people in need is over 70% in sectors related to CCCM, protection and food and nutrition security. In contrast, there is a significant gap between the number of people in need and those targeted in the WASH sector. Moreover, funding coverage is 24.5% and is insufficient to meet all the priorities of the sectors.

### 3. Conclusions of the benchmark analysis

This section presents the results of the benchmark analysis based on the comparison between FDRS and HRP data by IFRC strategic priority. The data on people reached by the National Society and people targeted and in need in the country are analysed.

#### National Society's activities by HRP sector

2022 FDRS data (Source: IFRC)			2022 HRP data (Source: UN OCHA)		
National Society			Country		
IFRC strategic priority <sup>a</sup>	Relevant FDRS indicator <sup>b</sup>	Estimated people reached	HRP corresponding sector	People in need	People targeted
SP1	N/A	N/A	N/A	N/A	N/A
SP2	Disaster risk reduction	75'376	Emergency shelter	89'000	53'000
			Early recovery	1'100'000	680'000
			Food and nutrition security	2'500'000	1'800'000
SP3	Health	1'054'489	Health and SHR	1'200'000	698'000
			WASH	2'500'000	900'000
SP4	Migration	1'091'550	CCCM	95'000	85'000
SP5	Social inclusion	337'934	Education	475'000	273'000
			Protection	942'000	665'000

<sup>a</sup> IFRC strategic priority: SP1 - Climate and environmental crisis; SP2 - Evolving crises and disasters; SP3 - Growing gaps in health and wellbeing; SP4 - Migration and identity; SP5 - Values, power, and inclusion

<sup>b</sup> For each IFRC strategic priority, we choose the corresponding FDRS indicator with the highest average value during the period 2017-2020. This average value is used as an estimate of people reached for the year 2022<sup>25</sup>

The number of people reached with health and migration programming by the Honduran Red Cross is significant compared to the number of people targeted and in need in their respective sectors in the country. These results show the very good achievement of the National Society against the strategic priorities "SP3 Growing gaps in health and wellbeing" and "SP4 Migration and identity". On the other hand, the number of people reached with disaster risk reduction and social inclusion programming is generally lower than the number of people targeted and in need in their respective sectors.

<sup>25</sup> We acknowledge that this approximation and the time lag represent an important limitation of the analysis and make it less straightforward to compare FDRS and HRP data. Nevertheless, we believe that analysing the National Society's activities against the country's humanitarian profile by sector can provide new insights into the valuable work of the National Society.



## Proportion of people reached by the National Society compared to people in need in the country

		2022 FDRS data (Source: IFRC)	2022 HRP data (Source: UN OCHA)
		National Society	Country
IFRC strategic priority <sup>a</sup>	Relevant FDRS indicator <sup>b</sup>	Estimated people reached (%)	HRP corresponding sector
SP1	N/A	N/A	N/A
SP2	Disaster risk reduction	84.69% 6.85% 3.02%	Emergency shelter Early recovery Food and nutrition security
SP3	Health	87.87% 42.18%	Health and SHR WASH
SP4	Migration	1149%	CCCM
SP5	Social inclusion	71.44% 35.87%	Education Protection

### 4. Additional background information on HRP data in UN OCHA

#### Country's funding status by sector in 2022

HRP sector	Funding	Funding coverage	Funding required
Emergency shelter	\$0	0.00%	\$4 832 119
CCCM	\$496 000	13.49%	\$3 677 395
Coordination	\$0	0.00%	\$120 000
Education	\$0	0.00%	\$3 418 968
Protection	\$5 350 129	14.70%	\$36 386 646
Early recovery	\$0	0.00%	\$11 700 000
Health and SHR	\$2 000 000	39.43%	\$5 071 984
Food and nutrition security	\$17 086 527	28.03%	\$60 956 465
WASH	\$6 300 000	21.63%	\$29 132 786

Source: Humanitarian Response Plan (n.d.). Available at <https://hum-insight.info/>

The data shows that funding coverage is very low in all sectors in Honduras. For instance, funding is currently not available for sector activities related to emergency shelter, coordination, education and early recovery. Funds are urgently needed to enable the implementation of these activities.

IFRC Region: MENA

## Country plan benchmark analysis

IFRC Region

Name of the country

MENA

Libya

### About

The purpose of this report is to conduct a benchmark analysis to support the IFRC's unified planning process. To this end, we present a country-level data analysis focused on the IFRC's strategic priorities:

- SP1 - Climate and environmental crisis
- SP2 - Evolving crises and disasters
- SP3 - Growing gaps in health and wellbeing
- SP4 - Migration and identity
- SP5 - Values, power, and inclusion

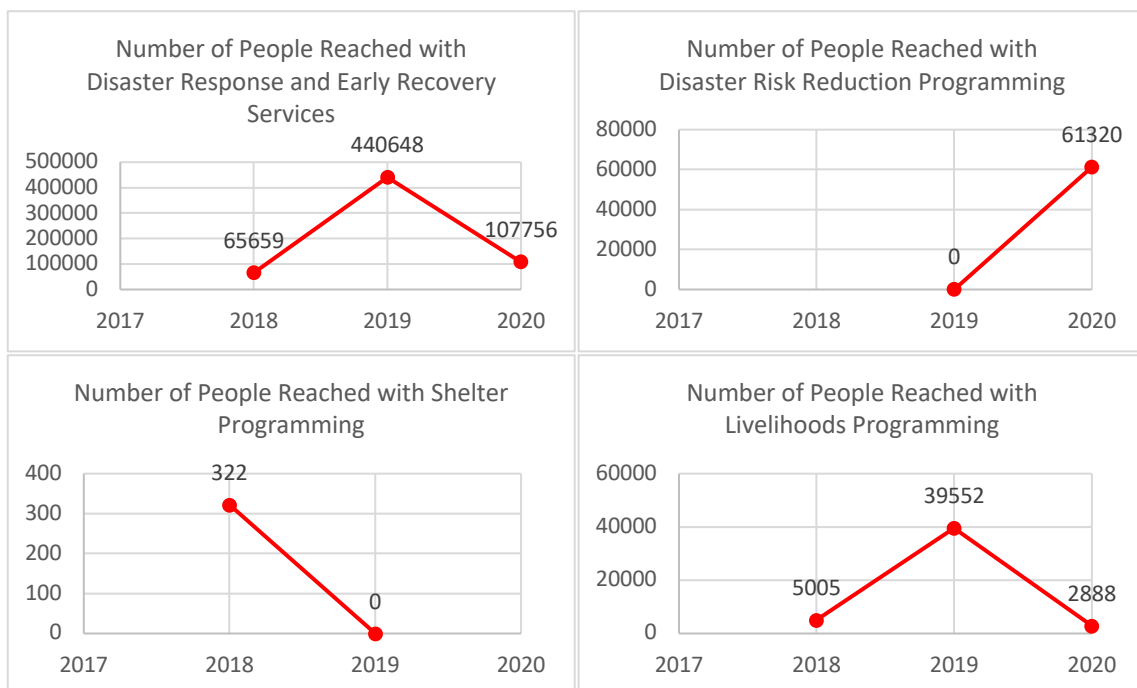
Section 1 analyses IFRC FDRS data and provides an overview of the National Society's responses over the period 2017-2020, broken down by IFRC's strategic priorities. In section 2, we use available inter-agency appeals data for 2022 from UN OCHA (as of June 2022), such as Humanitarian Response Plans (HRPs), and describe the country's humanitarian profile. Section 3 presents the results of the benchmark analysis. We align sector priorities of HRP with the IFRC's strategic priorities and compare FDRS and HRP data. The data on people reached by the National Society and people targeted and in need in the country are analysed. Section 4 contains data on the country's financial status by sector.

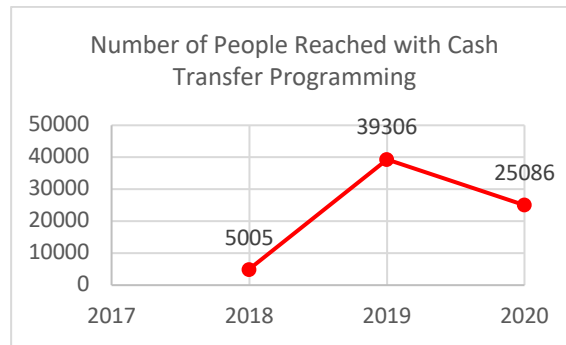
### 1. National Society responses in recent years broken down by IFRC strategic priorities

#### Strategic priority 1: Climate and environmental crisis

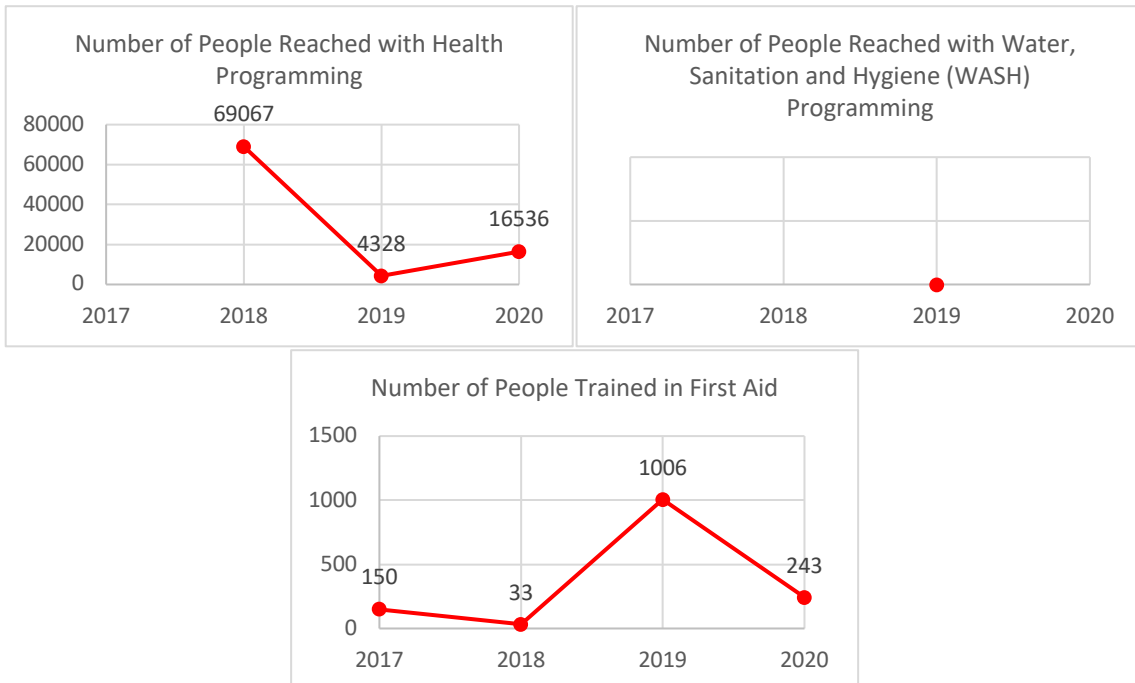
The data on the corresponding FDRS indicators will be collected for the first time in 2022

#### Strategic priority 2: Evolving crises and disasters



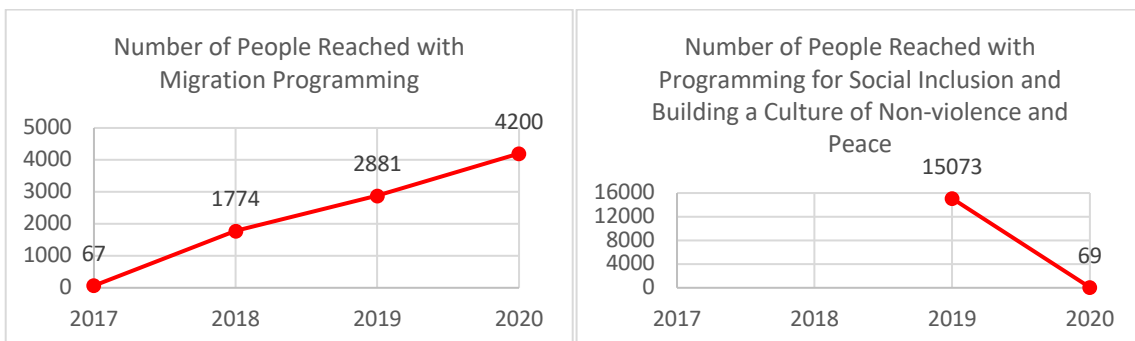


Strategic priority 3: Growing gaps in health and wellbeing



Strategic priority 4: Migration and identity

Strategic priority 5: Values, power, and inclusion



Source: IFRC, Federation-wide Databank and Reporting System (n.d.). Available at <https://data.ifrc.org/fdrs>

The FDRS data shows that the values of the indicators generally vary considerably from year to year and do not show a clear trend during the period 2017-2020. The number of people reached with migration programming by the Libyan Red Crescent has gradually increased during this period, indicating progress towards the achievement of the strategic priority “SP4 Migration and identity”.

## 2. Humanitarian Response Plan (HRP) 2022

### 2.1 Country's humanitarian profile as identified by UN OCHA

#### Country's humanitarian profile in 2022

Total population	People in need	People targeted	People reached	Requirements (\$)	Current funding (\$)	Coverage (%)
8.2M	0.8M	210.8K	N/A	\$75.3M	\$52M	69%

### 2.2 HRP sector priorities and activities

#### Country's humanitarian profile by sector in 2022

HRP sector	People in need	Targeted (%)	People targeted	People reached
Common services (logistics, coordination)	803'587	26.23%	210'752	N/A
Education	171'309	34.99%	59'942	N/A
Emergency telecommunications	803'587	26.23%	210'752	N/A
Food security	511'339	13.06%	66'783	N/A
Health	803'587	26.23%	210'752	N/A
Multi-purpose cash assistance (MPCA)	324'374	5.58%	18'114	N/A
Protection	349'574	10.37%	36'241	N/A
Shelter/NFIs	396'981	9.78%	38'840	N/A
WASH	380'668	24.99%	95'140	N/A

Source: Humanitarian Response Plan (n.d.). Available at <https://hum-insight.info/>

Around 210.8 thousand people are targeted out of the 0.8 million people in need in Libya. From the table above, it can be noted that the percentage of people targeted compared to people in need is lower than 35% in all sectors. Moreover, funding coverage is 69%.

### 3. Conclusions of the benchmark analysis

This section presents the results of the benchmark analysis based on the comparison between FDRS and HRP data by IFRC strategic priority. The data on people reached by the National Society and people targeted and in need in the country are analysed.

#### National Society's activities by HRP sector

2022 FDRS data (Source: IFRC)			2022 HRP data (Source: UN OCHA)		
National Society			Country		
IFRC strategic priority <sup>a</sup>	Relevant FDRS indicator <sup>b</sup>	Estimated people reached	HRP corresponding sector	People in need	People targeted
SP1	N/A	N/A	N/A	N/A	N/A
SP2	Disaster response and early recovery services	204'688	Emergency telecommunications	803'587	210'752
			Food security	511'339	66'783
			Shelter/NFIs	396'981	38'840
			Multi-purpose cash assistance (MPCA)	324'374	18'114
SP3	Health	29'977	Health	803'587	210'752
			WASH	380'668	95'140
SP4	Migration	2'231	N/A		
SP5	Social inclusion	7'571	Education	171'309	59'942
			Protection	350'000	36'000

<sup>a</sup> IFRC strategic priority: SP1 - Climate and environmental crisis; SP2 - Evolving crises and disasters; SP3 - Growing gaps in health and wellbeing; SP4 - Migration and identity; SP5 - Values, power, and inclusion

<sup>b</sup> For each IFRC strategic priority, we choose the corresponding FDRS indicator with the highest average value during the period 2017-2020. This average value is used as an estimate of people reached for the year 2022<sup>26</sup>

The analysis reveals that the number of people reached with disaster response and early recovery services by the Libyan Red Crescent is significant compared to the number of people targeted in the respective sectors in the country, while it is less than the number of people in need. On the other hand, the number of people reached with health and social inclusion programming is lower than the number of people targeted and in need in their respective sectors.

<sup>26</sup> We acknowledge that this approximation and the time lag represent an important limitation of the analysis and make it less straightforward to compare FDRS and HRP data. Nevertheless, we believe that analysing the National Society's activities against the country's humanitarian profile by sector can provide new insights into the valuable work of the National Society.

## Proportion of people reached by the National Society compared to people in need in the country

		2022 FDRS data (Source: IFRC)	2022 HRP data (Source: UN OCHA)
		National Society	Country
IFRC strategic priority <sup>a</sup>	Relevant FDRS indicator <sup>b</sup>	Estimated people reached (%)	HRP corresponding sector
SP1	N/A	N/A	N/A
SP2	Disaster response and early recovery services	25.47%	Emergency telecommunications
		40.03%	Food security
		51.56%	Shelter/NFIs
		63.10%	Multi-purpose cash assistance (MPCA)
SP3	Health	3.73%	Health
		7.87%	WASH
SP4	Migration	N/A	N/A
SP5	Social inclusion	4.42%	Education
		2.16%	Protection

### 4. Additional background information on HRP data in UN OCHA

#### Country's funding status by sector in 2022

HRP sector	Current funding	Funding coverage	Funding required
Common Services (logistics, coordination)	\$4 835 082	81.30%	\$5 947 500
Education	\$0	0.00%	\$2 733 667
Emergency telecommunications	\$0	0.00%	\$821 161
Food Security	\$4 755 717	46.16%	\$10 303 508
Health	\$22 952 638	123.56%	\$18 575 678
Multi-purpose cash assistance (MPCA)	\$1 822 243	41.79%	\$4 360 000
Protection	\$9 581 875	44.90%	\$21 342 790
Shelter/NFIs	\$2 731 070	49.66%	\$5 500 000
WASH	\$1 252 066	21.95%	\$5 703 216

Source: Humanitarian Response Plan (n.d.). Available at <https://hum-insight.info/>

The current funding exceeds the funding required in the health sector in Libya, while funding coverage is less than 50% in other sectors falling under the IFRC's strategic priorities.

## Country plan benchmark analysis

IFRC Region

Name of the country

MENA

Palestine

### About

The purpose of this report is to conduct a benchmark analysis to support the IFRC’s unified planning process. To this end, we present a country-level data analysis focused on the IFRC’s strategic priorities:

- SP1 - Climate and environmental crisis
- SP2 - Evolving crises and disasters
- SP3 - Growing gaps in health and wellbeing
- SP4 - Migration and identity
- SP5 - Values, power, and inclusion

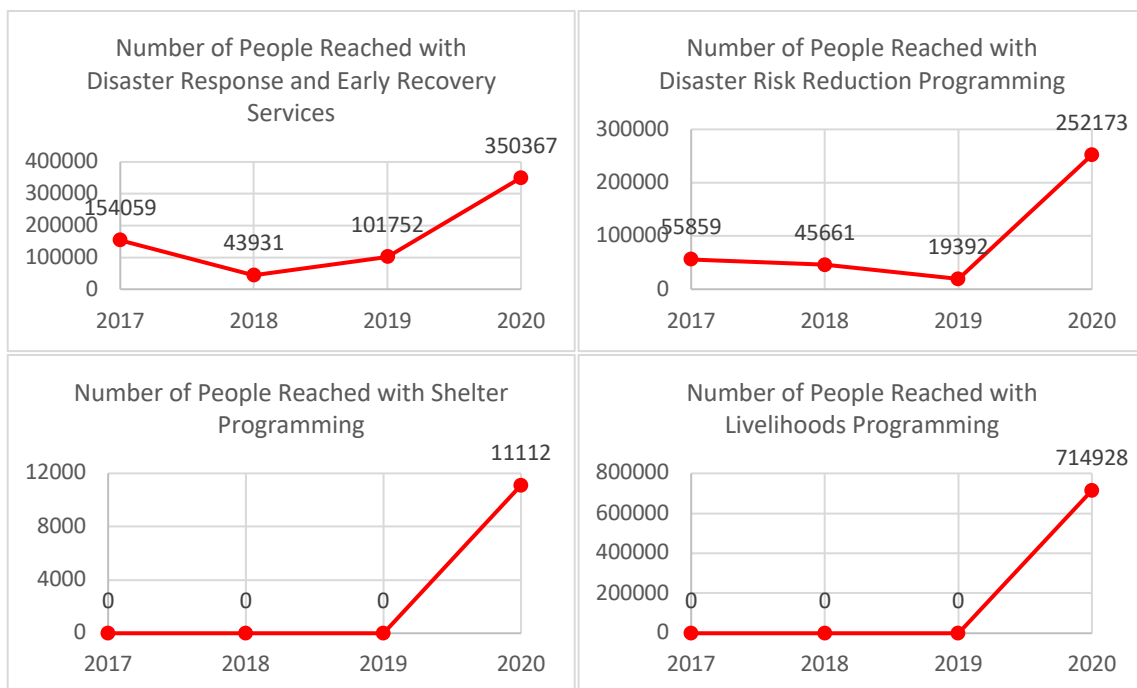
Section 1 analyses IFRC FDRS data and provides an overview of the National Society’s responses over the period 2017-2020, broken down by IFRC’s strategic priorities. In section 2, we use available inter-agency appeals data for 2022 from UN OCHA (as of June 2022), such as Humanitarian Response Plans (HRPs), and describe the country’s humanitarian profile. Section 3 presents the results of the benchmark analysis. We align sector priorities of HRP with the IFRC’s strategic priorities and compare FDRS and HRP data. The data on people reached by the National Society and people targeted and in need in the country are analysed. Section 4 contains data on the country’s financial status by sector.

### 1. National Society responses in recent years broken down by IFRC strategic priorities

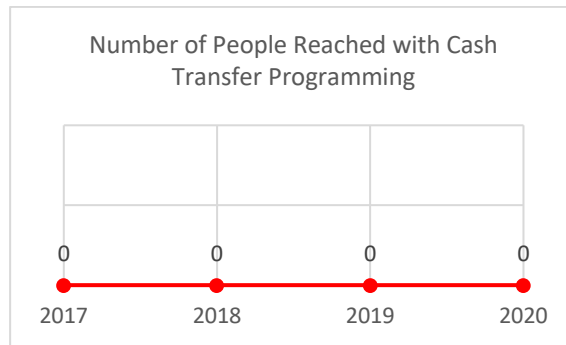
#### Strategic priority 1: Climate and environmental crisis

The data on the corresponding FDRS indicators will be collected for the first time in 2022

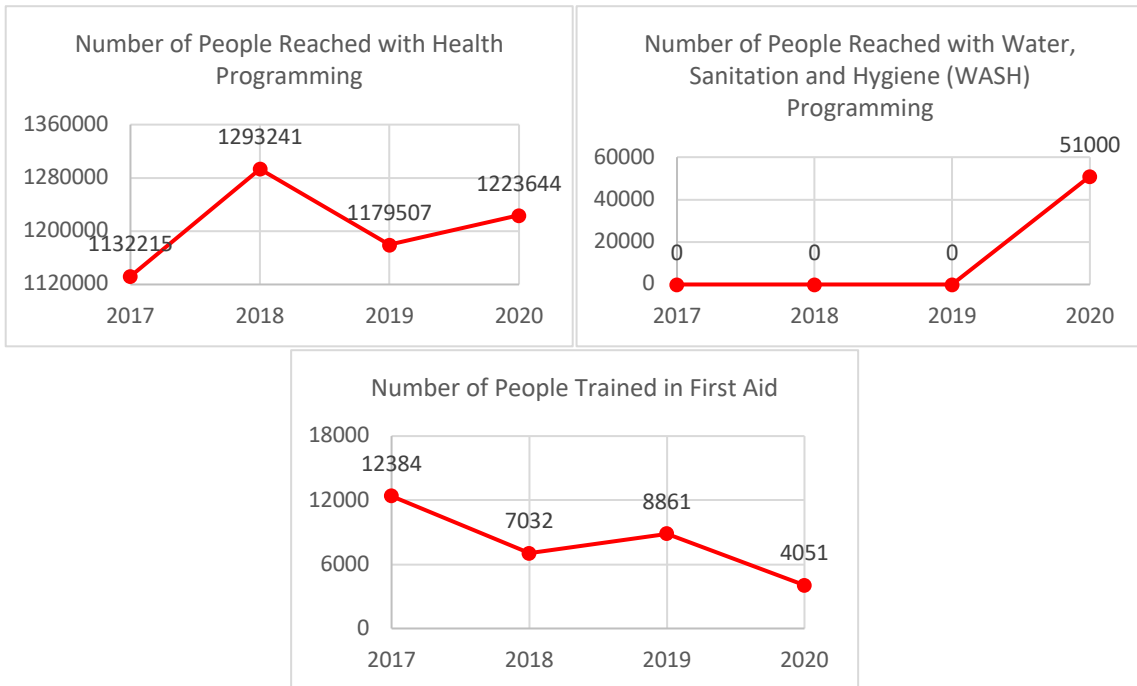
#### Strategic priority 2: Evolving crises and disasters





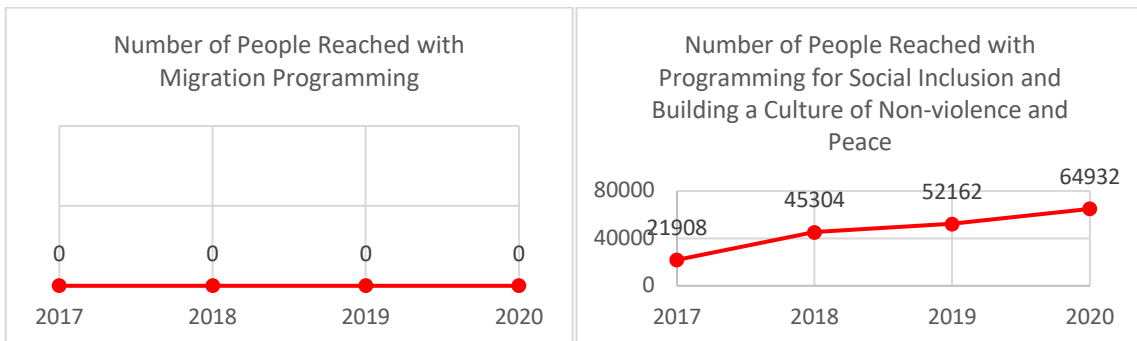


Strategic priority 3: Growing gaps in health and wellbeing



Strategic priority 4: Migration and identity

Strategic priority 5: Values, power, and inclusion



Source: IFRC, Federation-wide Databank and Reporting System (n.d.). Available at <https://data.ifrc.org/fdrs>

There is a significant increase in the number of people reached with disaster response and early recovery services, disaster risk reduction, shelter, livelihoods, health, WASH and social inclusion programming by the Palestine Red Crescent Society in 2020 compared to 2019. On the other hand, the National Society did not provide cash transfer and migration services during the reporting period.

## 2. Humanitarian Response Plan (HRP) 2022

### 2.1 Country's humanitarian profile as identified by UN OCHA

#### Country's humanitarian profile in 2022

Total population	People in need	People targeted	People reached	Requirements (\$)	Current funding (\$)	Coverage (%)
5.3M	2.1M	1.6M	N/A	\$509.9M	\$129.9M	25.5%

### 2.2 HRP sector priorities and activities

#### Country's humanitarian profile by sector in 2022

HRP sector	People in need	Targeted (%)	People targeted	People reached
Education	579'173	80.78%	467'848	N/A
Food security	1'758'144	92.78%	1'631'129	N/A
Health	1'500'000	80.68%	1'210'169	N/A
Protection	1'818'888	35.20%	640'158	N/A
Shelter and NFI cluster	942'717	9.65%	91'000	N/A
WASH	1'362'383	65.19%	888'104	N/A

Source: Humanitarian Response Plan (n.d.). Available at <https://hum-insight.info/>

About 1.6 million people are targeted out of the 2.1 million people in need in Palestine. The percentage of people targeted compared to people in need is relatively high in the education, food security and health sectors. In contrast, there is a significant gap between the number of people in need and those targeted in sector activities related to protection and shelter and NFI cluster. Funding coverage is 25.5% and is insufficient to meet all the priorities of the sectors.

### 3. Conclusions of the benchmark analysis

This section presents the results of the benchmark analysis based on the comparison between FDRS and HRP data by IFRC strategic priority. The data on people reached by the National Society and people targeted and in need in the country are analysed.

#### National Society's activities by HRP sector

2022 FDRS data (Source: IFRC)			2022 HRP data (Source: UN OCHA)		
National Society			Country		
IFRC strategic priority <sup>a</sup>	Relevant FDRS indicator <sup>b</sup>	Estimated people reached	HRP corresponding sector	People in need	People targeted
SP1	N/A	N/A	N/A	N/A	N/A
SP2	Disaster response and early recovery services	162'527	Food security Shelter and NFI cluster	1'758'144 942'717	1'631'129 91'000
SP3	Health	1'207'152	Health WASH	1'500'000 1'362'383	1'210'169 888'104
SP4	Migration	0	N/A	N/A	N/A
SP5	Social inclusion	46'077	Education Protection	579'173 1'818'888	467'848 640'158

<sup>a</sup> IFRC strategic priority: SP1 - Climate and environmental crisis; SP2 - Evolving crises and disasters; SP3 - Growing gaps in health and wellbeing; SP4 - Migration and identity; SP5 - Values, power, and inclusion

<sup>b</sup> For each IFRC strategic priority, we choose the corresponding FDRS indicator with the highest average value during the period 2017-2020. This average value is used as an estimate of people reached for the year 2022<sup>27</sup>

The analysis reveals that the number of people reached with health programming by the Palestine Red Crescent Society is significant compared to the number of people targeted and in need in the health and WASH sectors in the country. In contrast, the number of people reached with disaster response and early recovery services and programming for social inclusion is significantly lower than the number of people targeted and in need in their respective sectors.

<sup>27</sup> We acknowledge that this approximation and the time lag represent an important limitation of the analysis and make it less straightforward to compare FDRS and HRP data. Nevertheless, we believe that analysing the National Society's activities against the country's humanitarian profile by sector can provide new insights into the valuable work of the National Society.

## Proportion of people reached by the National Society compared to people in need in the country

2022 FDRS data (Source: IFRC)		2022 HRP data (Source: UN OCHA)	
National Society		Country	
IFRC strategic priority <sup>a</sup>	Relevant FDRS indicator <sup>b</sup>	Estimated people reached (%)	HRP corresponding sector
SP1	N/A	N/A	N/A
SP2	Disaster response and early recovery services	9.24% 17.24%	Food security Shelter and NFI cluster
SP3	Health	80.48% 88.61%	Health WASH
SP4	Migration	N/A	N/A
SP5	Social inclusion	7.96% 2.53%	Education Protection

### 4. Additional background information on HRP data in UN OCHA

#### Country's funding status by sector in 2022

HRP sector	Current funding	Funding coverage	Funding required
Coordination and support services	\$7 298 363	54.83%	\$13 310 395
Education	\$1 856 298	4.98%	\$37 266 934
Food security	\$34 354 860	12.67%	\$271 144 108
Health	\$4 431 686	9.16%	\$48 402 400
Protection	\$10 226 170	21.69%	\$47 143 023
Shelter and NFI cluster	\$0	0.00%	\$60 617 187
WASH	\$13 283 682	41.53%	\$31 988 155

Source: Humanitarian Response Plan (n.d.). Available at <https://hum-insight.info/>

The data indicates that funding coverage is very low in all sectors in Palestine. There is an important need for funds to enable the implementation of these activities.

## Country plan benchmark analysis

IFRC Region

Name of the country

MENA

Syria

### About

The purpose of this report is to conduct a benchmark analysis to support the IFRC's unified planning process. To this end, we present a country-level data analysis focused on the IFRC's strategic priorities:

- SP1 - Climate and environmental crisis
- SP2 - Evolving crises and disasters
- SP3 - Growing gaps in health and wellbeing
- SP4 - Migration and identity
- SP5 - Values, power, and inclusion

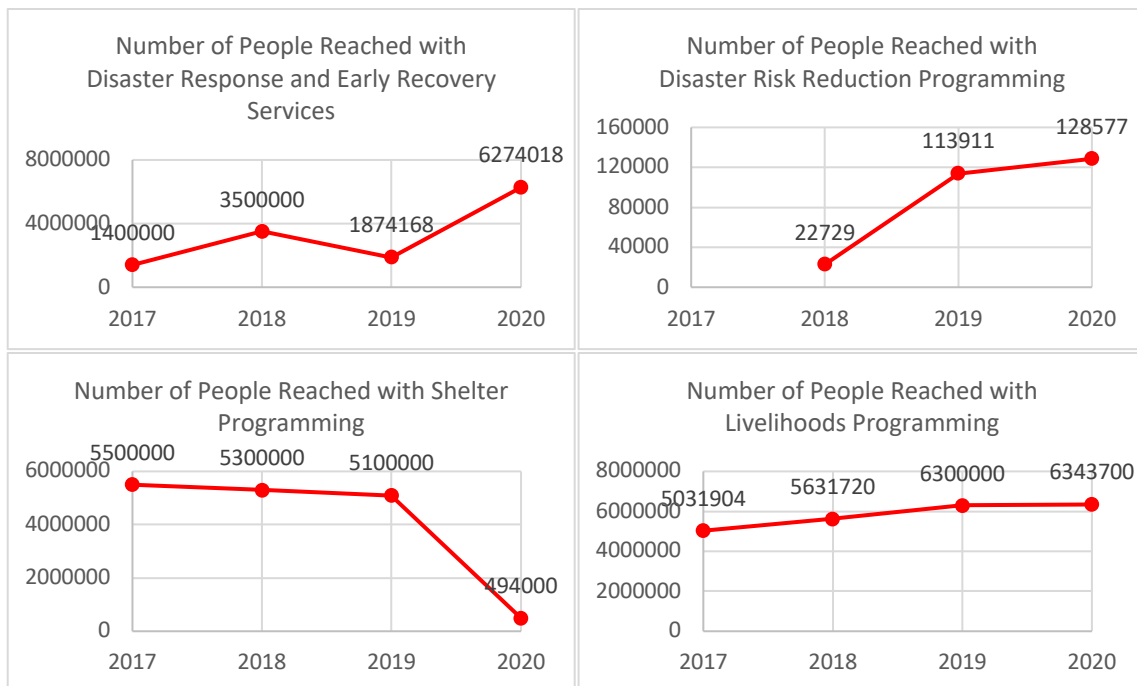
Section 1 analyses IFRC FDRS data and provides an overview of the National Society's responses over the period 2017-2020, broken down by IFRC's strategic priorities. In section 2, we use available inter-agency appeals data for 2022 from UN OCHA (as of June 2022), such as Humanitarian Response Plans (HRPs), and describe the country's humanitarian profile. Section 3 presents the results of the benchmark analysis. We align sector priorities of HRP with the IFRC's strategic priorities and compare FDRS and HRP data. The data on people reached by the National Society and people targeted and in need in the country are analysed. Section 4 contains data on the country's financial status by sector.

### 1. National Society responses in recent years broken down by IFRC strategic priorities

#### Strategic priority 1: Climate and environmental crisis

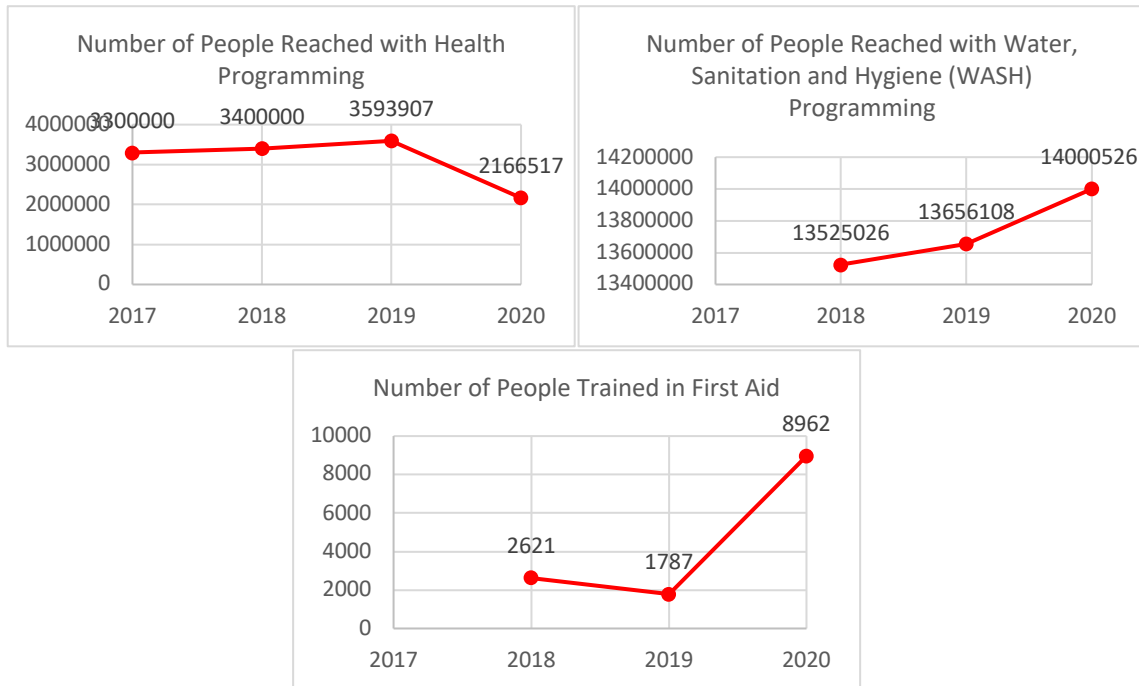
The data on the corresponding FDRS indicators will be collected for the first time in 2022

#### Strategic priority 2: Evolving crises and disasters

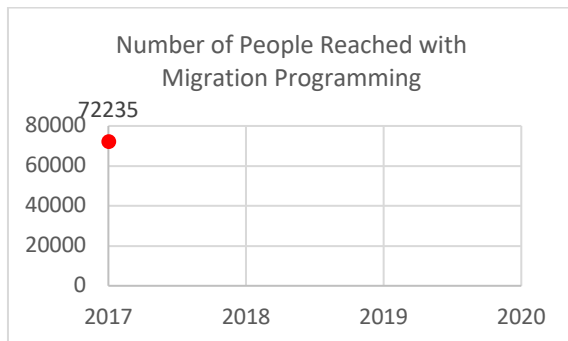




**Strategic priority 3: Growing gaps in health and wellbeing**



**Strategic priority 4: Migration and identity**



**Strategic priority 5: Values, power, and inclusion**



Source: IFRC, Federation-wide Databank and Reporting System (n.d.). Available at <https://data.ifrc.org/fdrs>

The Syrian Arab Red Crescent carried out activities related to the IFRC's strategic priorities during the period 2017-2020. The data shows that the number of people reached with disaster risk reduction, livelihoods and WASH has increased during the reporting period.

## 2. Humanitarian Response Plan (HRP) 2022

### 2.1 Country's humanitarian profile as identified by UN OCHA

#### Country's humanitarian profile in 2022

Total population	People in need	People targeted	People reached	Requirements (\$)	Current funding (\$)	Coverage (%)
21.7M	14.6M	11.8M	N/A	\$4.44BN	\$1.03BN	23.1%

### 2.2 HRP sector priorities and activities

#### Country's humanitarian profile by sector in 2022

HRP sector	People in need	Targeted (%)	People Targeted	People Reached
Camp coordination and camp management	1'980'790	100.0%	1'980'790	N/A
Coordination and common services	N/A	N/A	N/A	N/A
Early recovery and livelihoods	13'804'653	21.73%	3'000'000	N/A
Education	6'609'775	73.62%	4'865'817	N/A
Emergency Telecommunications	N/A	N/A	N/A	N/A
Food security and agriculture	13'882'054	92.93%	12'900'000	N/A
Health	12'225'470	65.24%	7'976'025	N/A
Logistics	N/A	N/A	N/A	N/A
Nutrition	5'502'575	70.00%	3'851'847	N/A
Protection	14'211'446	75.57%	10'739'069	N/A
Shelter and non-food items	4'900'000	59.18%	2'900'000	N/A
Water, sanitation and hygiene (WASH)	13'208'071	100.0%	13'208'071	N/A

Source: Humanitarian Response Plan (n.d.). Available at <https://hum-insight.info/>

About 11.8 million people are targeted out of the 14.6 million people in need in Syria. The percentage of people targeted compared to people in need is relatively high in all sectors, with the exception of early recovery and livelihoods, health and shelter and non-food items. Moreover, funding coverage is 23.1% and is insufficient to meet all the priorities of the sectors.

### 3. Conclusions of the benchmark analysis

This section presents the results of the benchmark analysis based on the comparison between FDRS and HRP data by IFRC strategic priority. The data on people reached by the National Society and people targeted and in need in the country are analysed.

#### National Society's activities by HRP sector

2022 FDRS data (Source: IFRC)			2022 HRP data (Source: UN OCHA)		
National Society			Country		
IFRC strategic priority <sup>a</sup>	Relevant FDRS indicator <sup>b</sup>	Estimated people reached	HRP corresponding sector	People in need	People targeted
SP1	N/A	N/A	N/A	N/A	N/A
SP2	Livelihoods	5'826'831	Early recovery and livelihoods	13'804'653	3'000'000
			Emergency	N/A	N/A
			telecommunications		
			Food security and agriculture	13'882'054	12'900'000
			Shelter and non-food items	4'900'000	2'900'000
SP3	WASH	13'727'220	Health	12'225'470	7'976'025
			Nutrition	5'502'575	3'851'847
			Water, sanitation and hygiene (WASH)	13'208'071	13'208'071
SP4	Migration	72'235	Camp coordination and camp management	1'980'790	1'980'790
SP5	Social inclusion	452'821	Education	6'609'775	4'865'817
			Protection	14'211'446	10'739'069

<sup>a</sup> IFRC strategic priority: SP1 - Climate and environmental crisis; SP2 - Evolving crises and disasters; SP3 - Growing gaps in health and wellbeing; SP4 - Migration and identity; SP5 - Values, power, and inclusion

<sup>b</sup> For each IFRC strategic priority, we choose the corresponding FDRS indicator with the highest average value during the period 2017-2020. This average value is used as an estimate of people reached for the year 2022<sup>28</sup>

The comparison between FDRS and HRP data reveals that the number of people reached with WASH programming by the Syrian Arab Red Crescent is higher than the number of people targeted and in need in the health, nutrition and WASH sectors in the country. This result shows the very good achievement of the National Society against the strategic priority "SP3 Growing gaps in health and wellbeing". Moreover, the number of people reached with livelihoods programming is higher than the number of people targeted in sectors related to early recovery and livelihoods and shelter and non-food items. It is also higher than the number of people in need in the shelter and non-food items sector. Finally, the number of people reached with migration and social inclusion programming is significantly lower than the number of people targeted and in need in their respective sectors.

<sup>28</sup> We acknowledge that this approximation and the time lag represent an important limitation of the analysis and make it less straightforward to compare FDRS and HRP data. Nevertheless, we believe that analysing the National Society's activities against the country's humanitarian profile by sector can provide new insights into the valuable work of the National Society.



## Proportion of people reached by the National Society compared to people in need in the country

2022 FDRS data (Source: IFRC)			2022 HRP data (Source: UN OCHA)
National Society		Country	
IFRC strategic priority <sup>a</sup>	Relevant FDRS indicator <sup>b</sup>	Estimated people reached (%)	HRP corresponding sector
SP1	N/A	N/A	N/A
SP2	Livelihoods	42.21%	Early recovery and livelihoods
		N/A	Emergency telecommunications
		41.97%	Food security and agriculture
		118.91%	Shelter and non-food items
SP3	WASH	112.28%	Health
		249.47%	Nutrition
		103.93%	Water, sanitation and hygiene (WASH)
SP4	Migration	3.65%	Camp coordination and camp management
SP5	Social inclusion	6.85%	Education
		3.19%	Protection

### 4. Additional background information on HRP data in UN OCHA

#### Country's funding status by sector in 2022

HRP sector	Funding	Funding coverage	Funding required
Camp coordination and camp management	\$12 333 816	39.75%	\$31 029 759
Coordination and common services	\$7 661 853	18.44%	\$41 556 071
Early recovery and livelihoods	\$9 893 136	3.99%	\$247 645 360
Education	\$5 351 507	1.52%	\$351 434 094
Emergency telecommunications	\$0	0.00%	\$550 000
Food security and agriculture	\$213 038 860	12.46%	\$1 710 096 484
Health	\$27 652 122	4.74%	\$582 841 823
Logistics	\$2 262 860	20.37%	\$11 108 438
Nutrition	\$3 292 535	2.65%	\$124 112 574
Protection	\$15 130 726	3.61%	\$419 442 846
Shelter and non-food items	\$18 388 317	3.44%	\$534 202 153
Water, sanitation and hygiene (WASH)	\$17 421 488	4.46%	\$390 260 625

Source: Humanitarian Response Plan (n.d.). Available at <https://hum-insight.info/>

The data indicates that funding coverage is very low in all sectors in Syria. Activities under the IFRC's strategic priorities require substantial funding for their implementation.

## Country plan benchmark analysis

IFRC Region

Name of the country

MENA

Yemen

### About

The purpose of this report is to conduct a benchmark analysis to support the IFRC’s unified planning process. To this end, we present a country-level data analysis focused on the IFRC’s strategic priorities:

- SP1 - Climate and environmental crisis
- SP2 - Evolving crises and disasters
- SP3 - Growing gaps in health and wellbeing
- SP4 - Migration and identity
- SP5 - Values, power, and inclusion

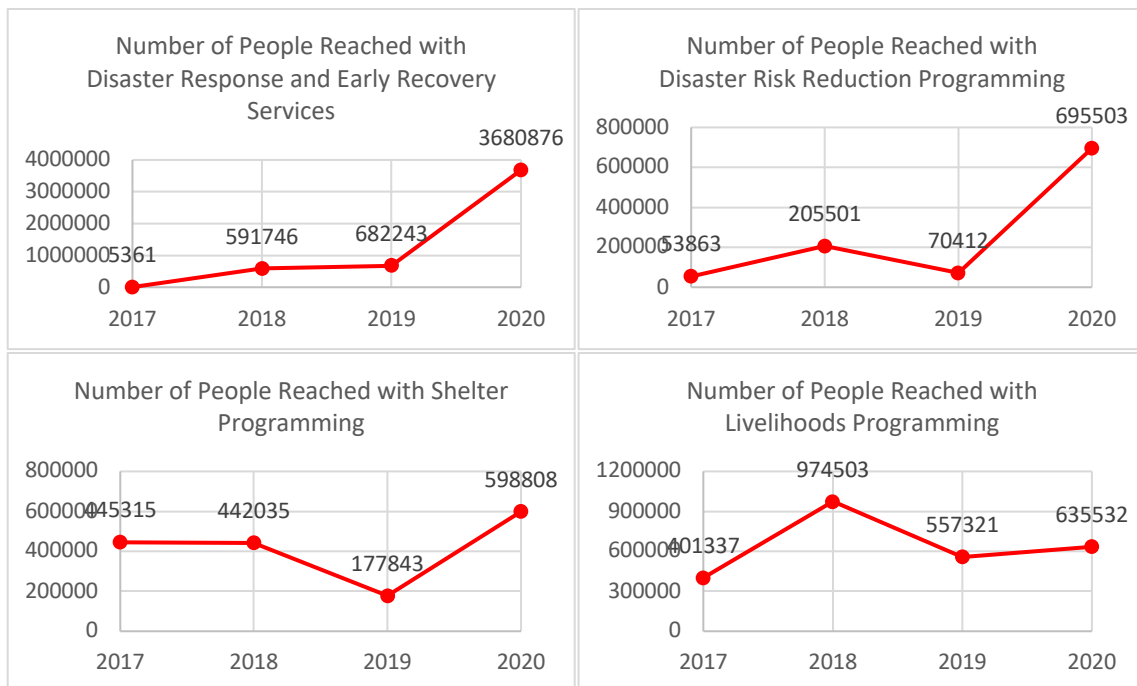
Section 1 analyses IFRC FDRS data and provides an overview of the National Society’s responses over the period 2017-2020, broken down by IFRC’s strategic priorities. In section 2, we use available inter-agency appeals data for 2022 from UN OCHA (as of June 2022), such as Humanitarian Response Plans (HRPs), and describe the country’s humanitarian profile. Section 3 presents the results of the benchmark analysis. We align sector priorities of HRP with the IFRC’s strategic priorities and compare FDRS and HRP data. The data on people reached by the National Society and people targeted and in need in the country are analysed. Section 4 contains data on the country’s financial status by sector.

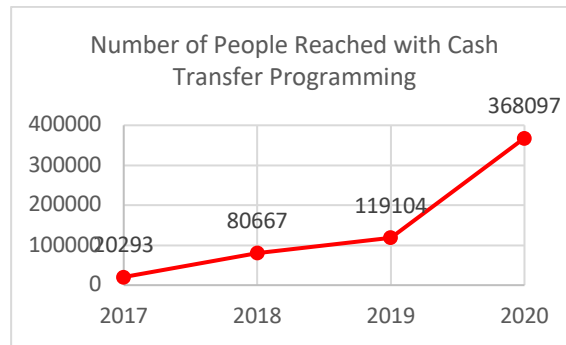
### 1. National Society responses in recent years broken down by IFRC strategic priorities

#### Strategic priority 1: Climate and environmental crisis

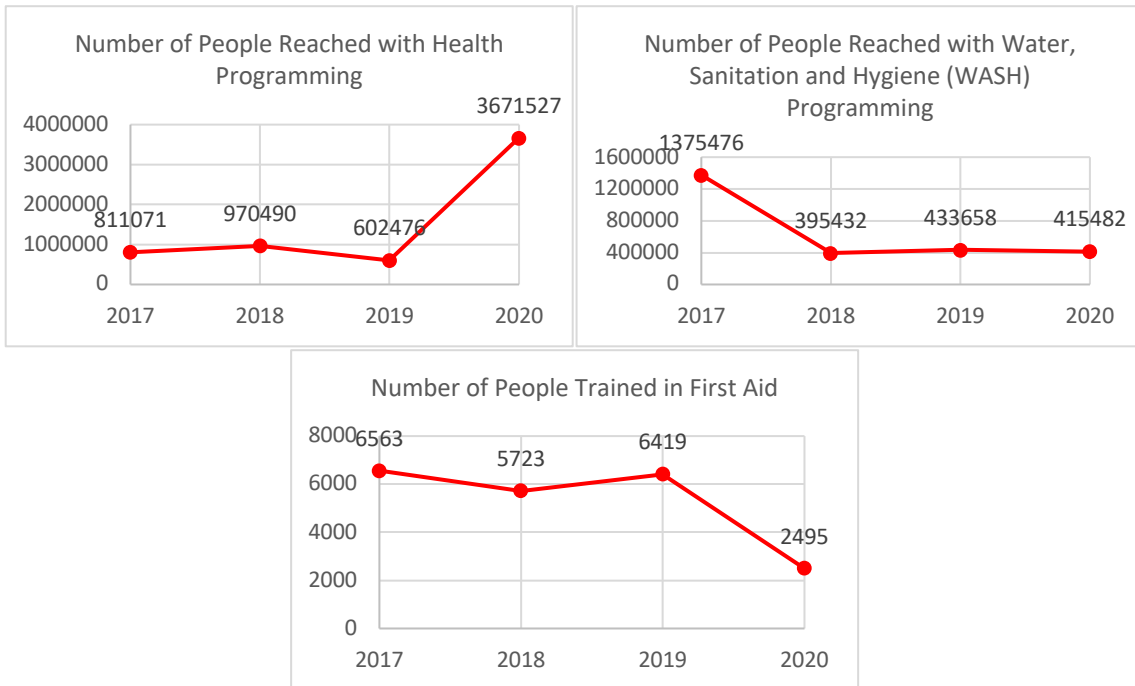
The data on the corresponding FDRS indicators will be collected for the first time in 2022

#### Strategic priority 2: Evolving crises and disasters



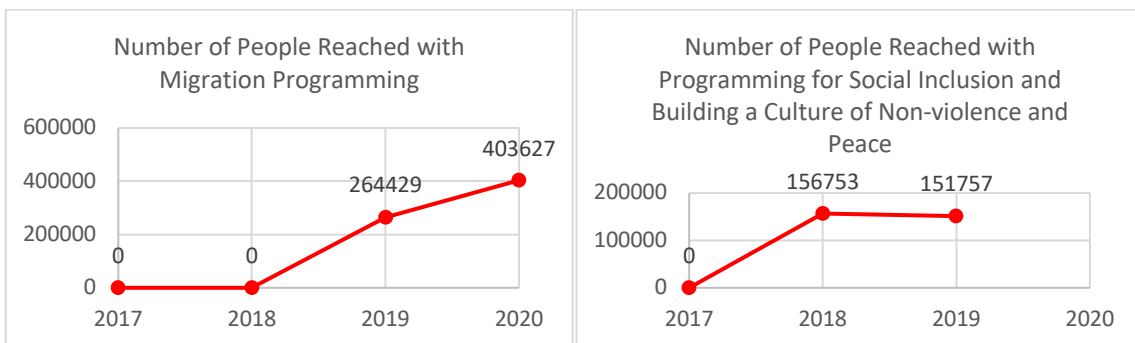


Strategic priority 3: Growing gaps in health and wellbeing



Strategic priority 4: Migration and identity

Strategic priority 5: Values, power, and inclusion



Source: IFRC, Federation-wide Databank and Reporting System (n.d.). Available at <https://data.ifrc.org/fdrs>

The analysis of the Yemen Red Crescent Society's responses in recent years reveals several findings. First, the number of people reached by the National Society's activities under the strategic priorities "SP2 Evolving crises and disasters" is much higher in 2020 than in 2017. Then, the number of people reached with health programming increased significantly in 2020 compared to 2019, while the number of people reached with WASH programming has remained relatively stable since 2018. Finally, the number of people reached with migration programming has increased during this period.

## 2. Humanitarian Response Plan (HRP) 2022

### 2.1 Country's humanitarian profile as identified by UN OCHA

#### Country's humanitarian profile in 2022

Total population	People in need	People targeted	People reached	Requirements (\$)	Current funding (\$)	Coverage (%)
31.9M	23.5M	17.9M	N/A	\$4.27BN	\$1.09BN	25.5%

### 2.2 HRP sector priorities and activities

#### Country's humanitarian profile by sector in 2022

HRP sector	People in need	Targeted (%)	People targeted	People reached
Camp coordination and camp management	1'836'170	65.35%	1'200'000	N/A
Education	8'511'547	66.08%	5'624'227	N/A
Food security and agriculture	19'056'172	91.69%	17'472'682	N/A
Health	21'880'473	57.72%	12'628'487	N/A
Multi-purpose cash assistance	N/A	N/A	1'062'576	N/A
Nutrition	8'069'902	80.75%	6'516'216	N/A
Protection	17'216'822	65.09%	11'207'240	N/A
Rapid response mechanism (RRM)	N/A	N/A	600'000	N/A
Refugees and migrants multisector	293'910	100.00%	293'910	N/A
Shelter and NFI	7'369'469	41.54%	3'061'450	N/A
WASH, sanitation and hygiene	17'824'449	73.73%	13'141'277	N/A

Source: Humanitarian Response Plan (n.d.). Available at <https://hum-insight.info/>

About 17.9 million people are targeted out of the 23.5 million people in need in Yemen. The percentage of people targeted compared to people in need is above 65% in all sectors of the country, with the exception of health and shelter and NFI. Moreover, funding coverage is 25.5% and is insufficient to meet the priorities of the sectors.

### 3. Conclusions of the benchmark analysis

This section presents the results of the benchmark analysis based on the comparison between FDRS and HRP data by IFRC strategic priority. The data on people reached by the National Society and people targeted and in need in the country are analysed.

#### National Society's activities by HRP sector

2022 FDRS data (Source: IFRC)			2022 HRP data (Source: UN OCHA)		
National Society			Country		
IFRC strategic priority <sup>a</sup>	Relevant FDRS indicator <sup>b</sup>	Estimated people reached	HRP corresponding sector	People in need	People targeted
SP1	N/A	N/A	N/A	N/A	N/A
SP2	Disaster response and early recovery services	1'240'057	Food security and agriculture	19'056'172	17'472'682
			Multi-purpose cash assistance	N/A	1'062'576
			Rapid response mechanism (RRM)	N/A	600'000
			Shelter and NFI	7'369'469	3'061'450
SP3	Health	1'513'891	Health	21'880'473	12'628'487
			Nutrition	8'069'902	6'516'216
			WASH, sanitation and hygiene	17'824'449	13'141'277
SP4	Migration	167'014	Camp coordination and camp management	1'836'170	1'200'000
			Refugees and migrants multisector	293'910	293'910
SP5	Social inclusion	102'837	Education	8'511'547	5'624'227
			Protection	17'216'822	11'207'240

<sup>a</sup> IFRC strategic priority: SP1 - Climate and environmental crisis; SP2 - Evolving crises and disasters; SP3 - Growing gaps in health and wellbeing; SP4 - Migration and identity; SP5 - Values, power, and inclusion

<sup>b</sup> For each IFRC strategic priority, we choose the corresponding FDRS indicator with the highest average value during the period 2017-2020. This average value is used as an estimate of people reached for the year 2022<sup>29</sup>

The comparison between FDRS and HRP data reveals that the number of people reached with disaster response and early recovery services by the Yemen Red Crescent Society is higher than the number of people targeted in the country's sector activities related to multi-purpose cash assistance and rapid response mechanism. In contrast, it is significantly lower than the number of people targeted and in need in sectors related to food security and agriculture and shelter and NFI. Moreover, the number of people reached with health, migration and social inclusion programming is significantly lower than the number of people targeted and in need in their respective sectors.

<sup>29</sup> We acknowledge that this approximation and the time lag represent an important limitation of the analysis and make it less straightforward to compare FDRS and HRP data. Nevertheless, we believe that analysing the National Society's activities against the country's humanitarian profile by sector can provide new insights into the valuable work of the National Society.

## Proportion of people reached by the National Society compared to people in need in the country

		2022 FDRS data (Source: IFRC)	2022 HRP data (Source: UN OCHA)
		National Society	Country
IFRC strategic priority <sup>a</sup>	Relevant FDRS indicator <sup>b</sup>	Estimated people reached (%)	HRP corresponding sector
SP1	N/A	N/A	N/A
SP2	Disaster response and early recovery services	6.51%	Food security and agriculture
		N/A	Multi-purpose cash assistance
		N/A	Rapid response mechanism (RRM)
SP3	Health	16.83%	Shelter and NFI
		6.92%	Health
		18.76%	Nutrition
SP4	Migration	8.49%	WASH, sanitation and hygiene
		9.09%	Camp coordination and camp management
SP5	Social inclusion	56.82%	Refugees and migrants multisector
		1.21%	Education
		0.59%	Protection

### 4. Additional background information on HRP data in UN OCHA

#### Country's funding status by sector in 2022

HRP sector	Current funding	Funding coverage	Funding required
Camp coordination and camp management	\$423 495	0.49%	\$86 000 000
Coordination	\$7 742 498	16.37%	\$47 300 000
Education	\$5 982 422	2.17%	\$275 655 254
Emergency telecommunications	\$0	0.00%	\$3 393 478
Food security and agriculture	\$534 500 116	25.45%	\$2 100 000 000
Health	\$76 400 386	19.20%	\$398 000 000
Logistics	\$23 153 223	50.73%	\$45 643 471
Multi-purpose cash assistance	\$4 529 554	6.56%	\$69 000 000
Nutrition	\$96 209 843	21.77%	\$442 000 000
Protection	\$15 833 443	7.84%	\$202 000 000
Rapid response mechanism (RRM)	\$0	0.00%	\$20 025 422
Refugees and migrants Multisector	\$5 856 695	10.50%	\$55 796 636
Shelter and NFI	\$33 147 804	14.74%	\$224 894 164
WASH, sanitation and hygiene	\$17 297 536	5.72%	\$302 229 992

Source: Humanitarian Response Plan (n.d.). Available at <https://hum-insight.info/>

The data indicates that funding coverage is very low in all sectors in Yemen. There is an important need for funds to enable the implementation of these activities.

## Country plan benchmark analysis

IFRC Region

Name of the country

MENA

Lebanon

### About

The purpose of this report is to conduct a benchmark analysis to support the IFRC's unified planning process. To this end, we present a country-level data analysis focused on the IFRC's strategic priorities:

- SP1 - Climate and environmental crisis
- SP2 - Evolving crises and disasters
- SP3 - Growing gaps in health and wellbeing
- SP4 - Migration and identity
- SP5 - Values, power, and inclusion

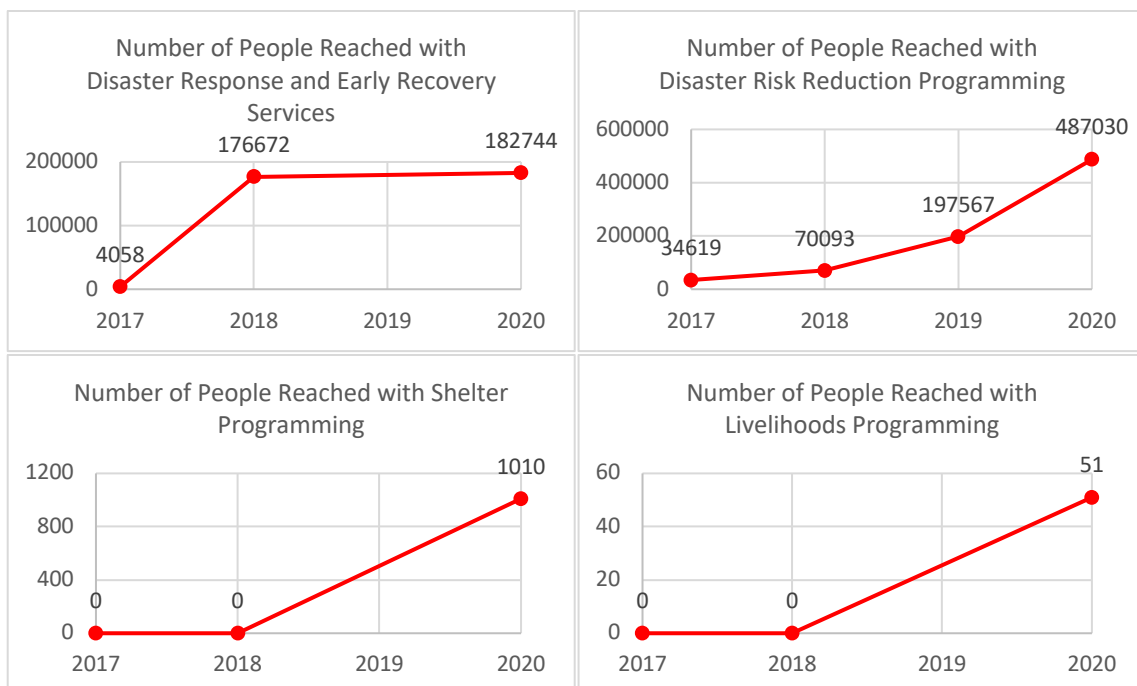
Section 1 analyses IFRC FDRS data and provides an overview of the National Society's responses over the period 2017-2020, broken down by IFRC's strategic priorities. In section 2, we use available inter-agency appeals data for 2022 from UN OCHA (as of June 2022), such as Humanitarian Response Plans (HRPs), and describe the country's humanitarian profile. Section 3 presents the results of the benchmark analysis. We align sector priorities of HRP with the IFRC's strategic priorities and compare FDRS and HRP data. The data on people reached by the National Society and people targeted and in need in the country are analysed. Section 4 contains data on the country's financial status by sector.

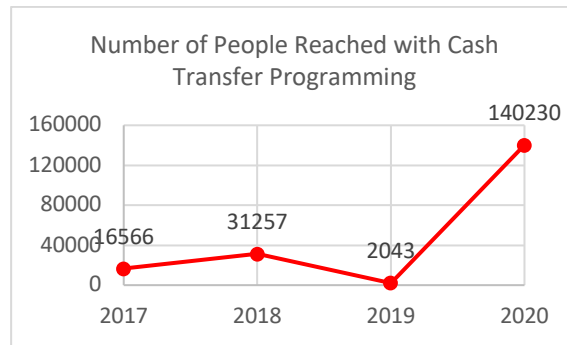
### 1. National Society responses in recent years broken down by IFRC strategic priorities

#### Strategic priority 1: Climate and environmental crisis

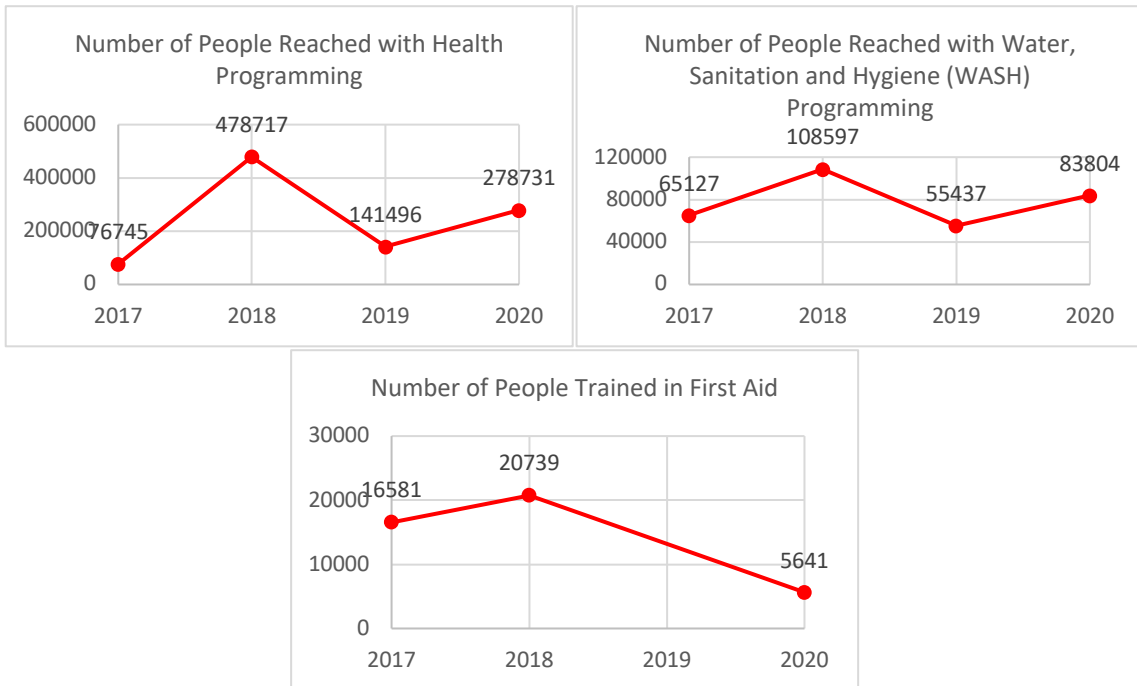
The data on the corresponding FDRS indicators will be collected for the first time in 2022

#### Strategic priority 2: Evolving crises and disasters



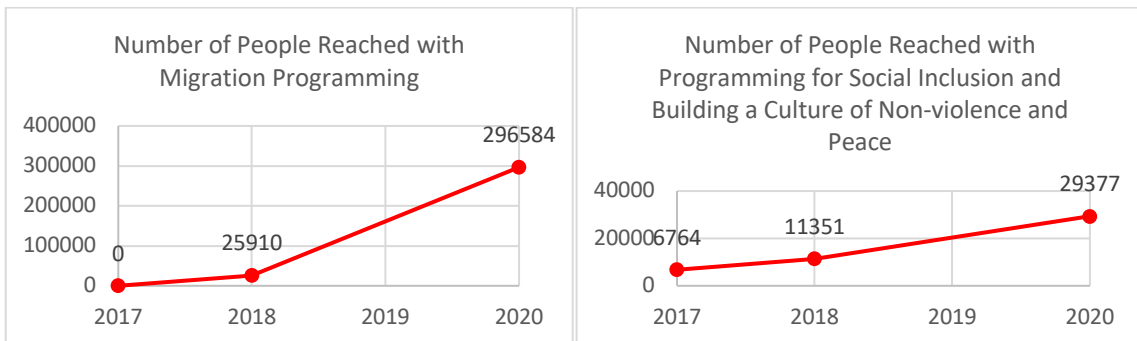


Strategic priority 3: Growing gaps in health and wellbeing



Strategic priority 4: Migration and identity

Strategic priority 5: Values, power, and inclusion



Source: IFRC, Federation-wide Databank and Reporting System (n.d.). Available at <https://data.ifrc.org/fdrs>

The number of people reached by the Lebanese Red Cross activities under the strategic priorities “SP2 Evolving crises and disasters”, “SP3 Growing gaps in health and wellbeing”, “SP4 Migration and identity” and “SP5 Values, power, and inclusion” has increased in recent years.



## 2. Humanitarian Response Plan (HRP) 2022<sup>30</sup>

### 2.1 Country's humanitarian profile as identified by UN OCHA

#### Country's humanitarian profile in 2022

Total population	People in need	People targeted	People reached	Requirements (\$)	Current funding (\$)	Coverage (%)
6.8M	1.9M	1.1M	N/A	\$215M	\$73.1M	34%

### 2.2 HRP sector priorities and activities

#### Country's humanitarian profile by sector in 2022

HRP sector	People in need	Targeted (%)	People targeted	People reached
CP and GBV	363'381	26.43%	96'033	N/A
Education	400'000	5.50%	22'000	N/A
Food security	1'466'000	33.44%	490'300	N/A
Health	1'363'000	6.60%	90'003	N/A
Logistics	N/A	N/A	N/A	N/A
Migrants	120'000	30.00%	36'000	N/A
Nutrition	830'587	47.94%	398'169	N/A
WASH	1'863'924	58.57%	1'091'671	N/A

Source: Humanitarian Response Plan (n.d.). Available at <https://hum-insight.info/>

About 1.1 million people are targeted out of the 1.9 million people in need in Lebanon. The percentage of people targeted compared to people in need is nearly 60% in the WASH sector, while it is less than 50% in the other sectors. Moreover, funding coverage is 34%. There is a substantial need for funds to enable the implementation of these sector activities in the country.

<sup>30</sup> Since there is no published HRP for Lebanon for the year 2022, we used the data available from the Lebanon Emergency Response Plan 2022 for the benchmark analysis.

### 3. Conclusions of the benchmark analysis

This section presents the results of the benchmark analysis based on the comparison between FDRS and HRP data by IFRC strategic priority. The data on people reached by the National Society and people targeted and in need in the country are analysed.

#### National Society's activities by HRP sector

2022 FDRS data (Source: IFRC)			2022 HRP data (Source: UN OCHA)		
National Society			Country		
IFRC strategic priority <sup>a</sup>	Relevant FDRS indicator <sup>b</sup>	Estimated people reached	HRP corresponding sector	People in need	People targeted
SP1	N/A	N/A	N/A	N/A	N/A
SP2	Disaster risk reduction	197'327	Food security	1'466'000	490'300
SP3	Health	243'922	Health	1'363'000	90'003
			Nutrition	830'587	398'169
			WASH	1'863'924	1'091'671
SP4	Migration	107'498	Migrants	120'000	36'000
SP5	Social inclusion	15'831	CP and GBV	363'381	96'033
			Education	400'000	22'000

<sup>a</sup> IFRC strategic priority: SP1 - Climate and environmental crisis; SP2 - Evolving crises and disasters; SP3 - Growing gaps in health and wellbeing; SP4 - Migration and identity; SP5 - Values, power, and inclusion

<sup>b</sup> For each IFRC strategic priority, we choose the corresponding FDRS indicator with the highest average value during the period 2017-2020. This average value is used as an estimate of people reached for the year 2022<sup>31</sup>

The analysis reveals that the number of people reached with migration programming by the Lebanese Red Cross is significant compared to the number of people targeted and in need in the country's sector activities related to migrants. This result shows the good achievement of the National Society in relation to the strategic priority "SP4 Migration and identity". On the other hand, the number of people reached with disaster risk reduction, health and social inclusion programming is generally lower than the number of people targeted and in need in their respective sectors in the country.

<sup>31</sup> We acknowledge that this approximation and the time lag represent an important limitation of the analysis and make it less straightforward to compare FDRS and HRP data. Nevertheless, we believe that analysing the National Society's activities against the country's humanitarian profile by sector can provide new insights into the valuable work of the National Society.

## Proportion of people reached by the National Society compared to people in need in the country

2022 FDRS data (Source: IFRC)		2022 HRP data (Source: UN OCHA)	
National Society		Country	
IFRC strategic priority <sup>a</sup>	Relevant FDRS indicator <sup>b</sup>	Estimated people reached (%)	HRP corresponding sector
SP1	N/A	N/A	N/A
SP2	Disaster risk reduction	13.46%	Food security
SP3	Health	17.90%	Health
		29.37%	Nutrition
		13.09%	WASH
SP4	Migration	89.59%	Migrants
SP5	Social inclusion	4.36%	CP and GBV
		3.96%	Education

### 4. Additional background information on HRP data in UN OCHA

#### Country's funding status by sector in 2022

HRP sector	Current funding	Funding coverage	Funding required
CP and GBV	\$4 015 560	23.65%	\$16 975 957
Education	\$0	0.00%	\$18 988 433
Food security	\$30 000 000	45.10%	\$66 521 475
Health	\$7 092 275	9.47%	\$74 929 234
Logistics	\$0	0.00%	\$0
Migrants	\$840 000	7.29%	\$11 529 572
Nutrition	\$0	0.00%	\$14 410 692
WASH	\$383 215	3.28%	\$11 679 803

Source: Humanitarian Response Plan (n.d.). Available at <https://hum-insight.info/>

The data indicates that funding coverage is very low in all sectors in Lebanon. There is a substantial need for funds to enable the implementation of these activities.

## Country plan benchmark analysis

IFRC Region

Name of the country

MENA

Iraq

### About

The purpose of this report is to conduct a benchmark analysis to support the IFRC's unified planning process. To this end, we present a country-level data analysis focused on the IFRC's strategic priorities:

- SP1 - Climate and environmental crisis
- SP2 - Evolving crises and disasters
- SP3 - Growing gaps in health and wellbeing
- SP4 - Migration and identity
- SP5 - Values, power, and inclusion

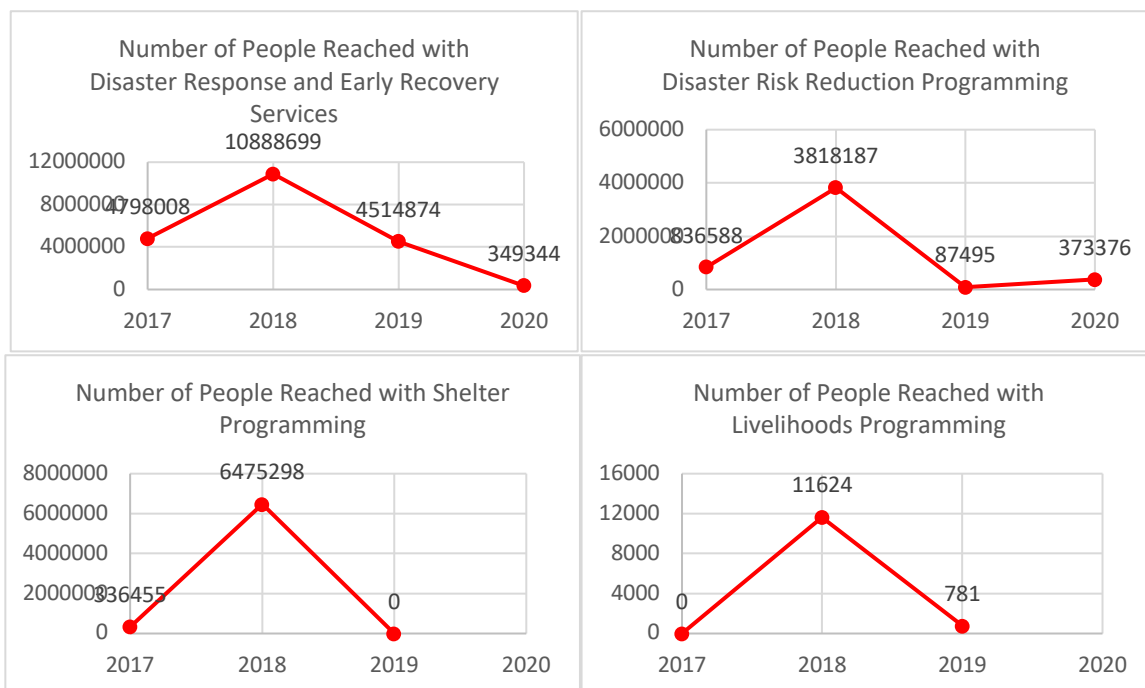
Section 1 analyses IFRC FDRS data and provides an overview of the National Society's responses over the period 2017-2020, broken down by IFRC's strategic priorities. In section 2, we use available inter-agency appeals data for 2022 from UN OCHA (as of June 2022), such as Humanitarian Response Plans (HRPs), and describe the country's humanitarian profile. Section 3 presents the results of the benchmark analysis. We align sector priorities of HRP with the IFRC's strategic priorities and compare FDRS and HRP data. The data on people reached by the National Society and people targeted and in need in the country are analysed. Section 4 contains data on the country's financial status by sector.

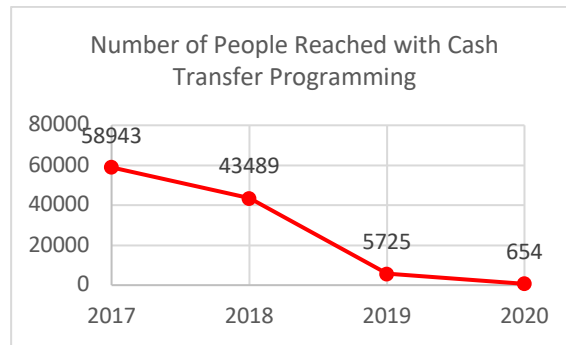
### 1. National Society responses in recent years broken down by IFRC strategic priorities

#### Strategic priority 1: Climate and environmental crisis

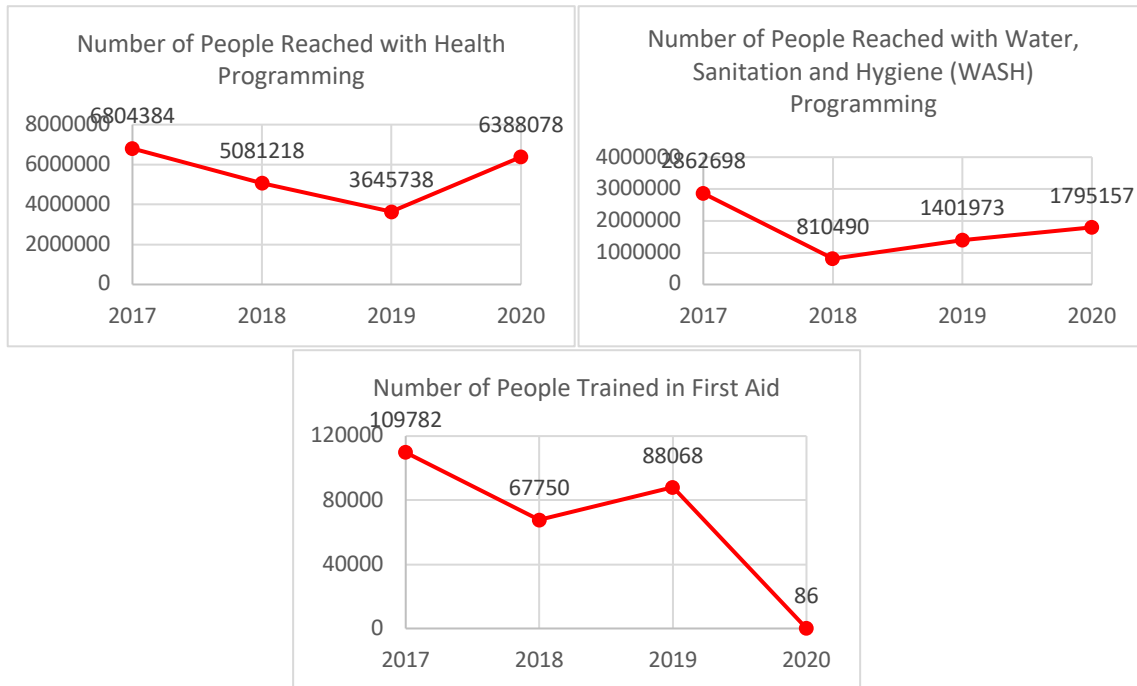
The data on the corresponding FDRS indicators will be collected for the first time in 2022

#### Strategic priority 2: Evolving crises and disasters



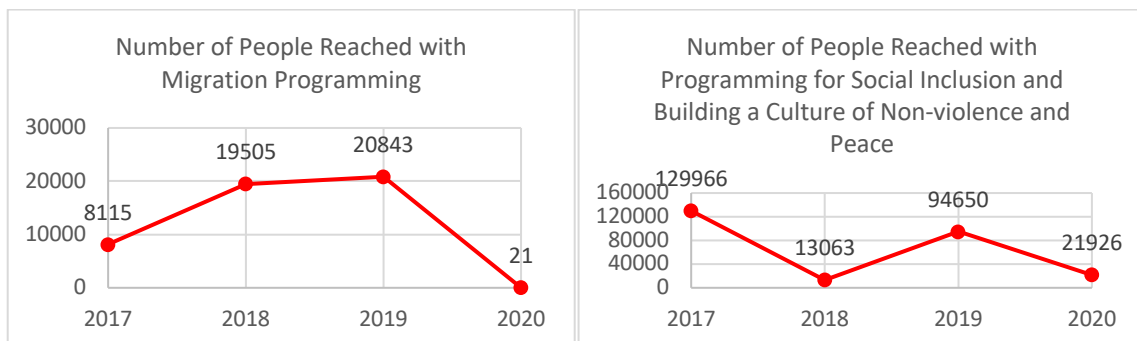


Strategic priority 3: Growing gaps in health and wellbeing



Strategic priority 4: Migration and identity

Strategic priority 5: Values, power, and inclusion



Source: IFRC, Federation-wide Databank and Reporting System (n.d.). Available at <https://data.ifrc.org/fdrs>

The Iraqi Red Crescent Society carried out activities related to the IFRC's strategic priorities during the period 2017-2020. From the figures above, it can be seen that the values of the FDRS indicators vary considerably from year to year and do not show a clear trend.

## 2. Humanitarian Response Plan (HRP) 2022

### 2.1 Country's humanitarian profile as identified by UN OCHA

#### Country's humanitarian profile in 2022

Total population	People in need	People targeted	People reached	Requirements (\$)	Current funding (\$)	Coverage (%)
41.2M	2.5M	1M	N/A	\$400M	\$88.8M	22.2%

### 2.2 HRP sector priorities and activities

#### Country's humanitarian profile by sector in 2022

HRP sector	People in need	Targeted (%)	People targeted	People reached
Camp coordination and camp management	264'484	94.58%	250'156	N/A
Education	681'185	52.03%	354'433	N/A
Emergency livelihoods	631'810	7.73%	48'827	N/A
Food security	730'204	46.05%	336'261	N/A
Health	17'41'468	22.28%	387'998	N/A
Multi-purpose cash Assistance	N/A	N/A	135'495	N/A
Protection	1'500'000	42.00%	630'000	N/A
Shelter and non-food items	1'038'417	29.92%	310'673	N/A
Water, sanitation and hygiene (WASH)	1'626'647	44.90%	730'291	N/A

Source: Humanitarian Response Plan (n.d.). Available at <https://hum-insight.info/>

About 1 million people are targeted out of the 2.5 million people in need in Iraq. The percentage of people targeted compared to people in need is lower than 53% in all sectors, with the exception of camp coordination and camp management. Moreover, funding coverage is 22.2% and is insufficient to meet all the priorities of the sectors.

### 3. Conclusions of the benchmark analysis

This section presents the results of the benchmark analysis based on the comparison between FDRS and HRP data by IFRC strategic priority. The data on people reached by the National Society and people targeted and in need in the country are analysed.

#### National Society's activities by HRP sector

2022 FDRS data (Source: IFRC)			2022 HRP data (Source: UN OCHA)		
National Society			Country		
IFRC strategic priority <sup>a</sup>	Relevant FDRS indicator <sup>b</sup>	Estimated people reached	HRP corresponding sector	People in need	People targeted
SP1	N/A	N/A	N/A	N/A	N/A
SP2	Disaster response and early recovery services	5'137'731	Emergency livelihoods	631'810	48'827
			Food security	730'204	336'261
			Shelter and non-food items	1'038'417	310'673
			Multi-purpose cash	N/A	135'495
SP3	Health	5'479'855	Health	1'741'468	387'998
			Water, sanitation and hygiene (WASH)	1'626'647	730'291
SP4	Migration	12'121	Camp coordination and camp management	264'484	250'156
SP5	Social inclusion	64'901	Education	681'185	354'433
			Protection	1'500'000	630'000

<sup>a</sup> IFRC strategic priority: SP1 - Climate and environmental crisis; SP2 - Evolving crises and disasters; SP3 - Growing gaps in health and wellbeing; SP4 - Migration and identity; SP5 - Values, power, and inclusion

<sup>b</sup> For each IFRC strategic priority, we choose the corresponding FDRS indicator with the highest average value during the period 2017-2020. This average value is used as an estimate of people reached for the year 2022<sup>32</sup>

The analysis reveals that the number of people reached with disaster response and early recovery services and health programming by the Iraqi Red Crescent Society is significantly higher than the number of people targeted and in need in their respective sectors in the country. These results show the very good achievement of the National Society against the strategic priorities "SP2 Evolving crises and disasters" and "SP3 Growing gaps in health and wellbeing". On the other hand, the number of people reached with migration and social inclusion programming is significantly lower than the number of people targeted and in need in their respective sectors in the country.

<sup>32</sup> We acknowledge that this approximation and the time lag represent an important limitation of the analysis and make it less straightforward to compare FDRS and HRP data. Nevertheless, we believe that analysing the National Society's activities against the country's humanitarian profile by sector can provide new insights into the valuable work of the National Society.

## Proportion of people reached by the National Society compared to people in need in the country

		2022 FDRS data (Source: IFRC)	2022 HRP data (Source: UN OCHA)
		National Society	Country
IFRC strategic priority <sup>a</sup>	Relevant FDRS indicator <sup>b</sup>	Estimated people reached (%)	HRP corresponding sector
SP1	N/A	N/A	N/A
SP2	Disaster response and early recovery services	813.18% 703.60% 494.77%	Emergency livelihoods Food security Shelter and non-food items Multi-purpose cash
SP3	Health	N/A 314.67% 336.88%	Health Water, sanitation and hygiene (WASH)
SP4	Migration	4.58%	Camp coordination and camp management
SP5	Social inclusion	9.53% 4.33%	Education Protection

### 4. Additional background information on HRP data in UN OCHA

#### Country's funding status by sector in 2022

HRP sector	Current funding	Funding coverage	Funding required
Camp coordination and camp management	\$0	0.00%	\$15 189 719
Coordination and common services	\$3 659 906	24.40%	\$15 000 000
Education	\$3 409 692	20.10%	\$16 965 159
Emergency livelihoods	\$4 290 689	40.32%	\$10 640 400
Food security	\$17 018 926	31.26%	\$54 439 255
Health	\$2 203 265	4.71%	\$46 808 394
Multi-purpose cash assistance	\$2 656 153	9.28%	\$28 631 422
Protection	\$17 034 859	12.95%	\$131 528 882
Shelter and non-food items	\$374 838	0.79%	\$47 427 439
Water, sanitation and hygiene (WASH)	\$3 422 291	10.25%	\$33 373 677

Source: Humanitarian Response Plan (n.d.). Available at <https://hum-insight.info/>

The data indicates that funding coverage is very low in all sectors in Iraq. There is a substantial need for funds to enable the implementation of these activities.



IFRC Region: ASIA PACIFIC

## Country plan benchmark analysis

IFRC Region

Name of the country

Asia Pacific

Afghanistan

### About

The purpose of this report is to conduct a benchmark analysis to support the IFRC’s unified planning process. To this end, we present a country-level data analysis focused on the IFRC’s strategic priorities:

- SP1 - Climate and environmental crisis
- SP2 - Evolving crises and disasters
- SP3 - Growing gaps in health and wellbeing
- SP4 - Migration and identity
- SP5 - Values, power, and inclusion

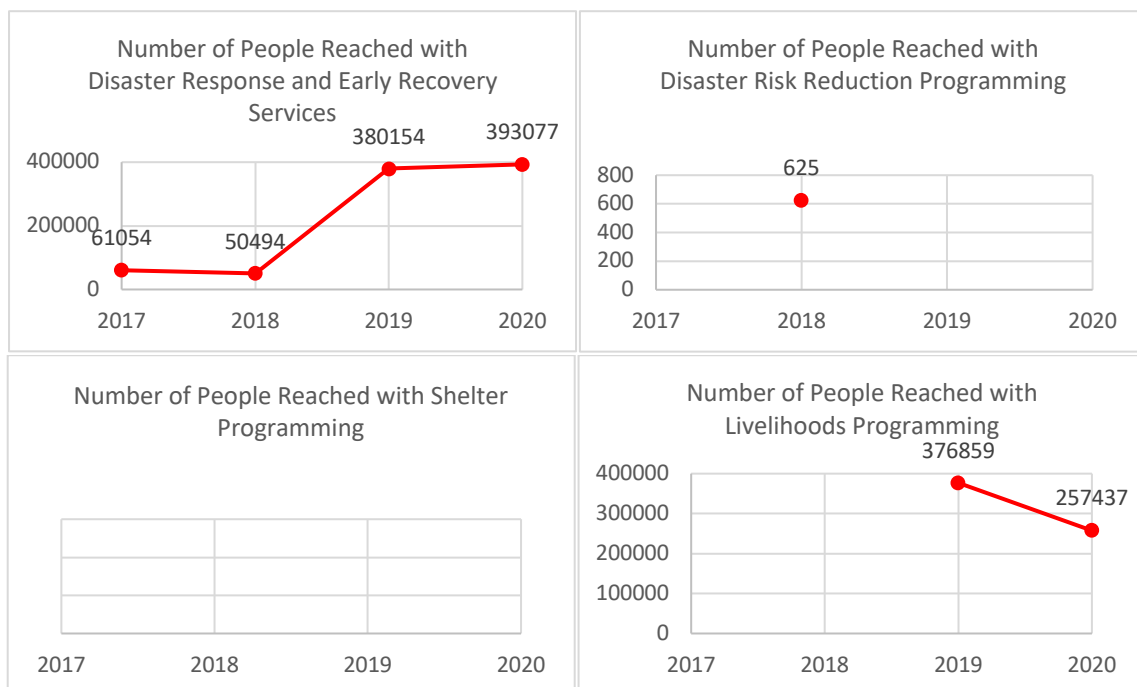
Section 1 analyses IFRC FDRS data and provides an overview of the National Society’s responses over the period 2017-2020, broken down by IFRC’s strategic priorities. In section 2, we use available inter-agency appeals data for 2022 from UN OCHA (as of June 2022), such as Humanitarian Response Plans (HRPs), and describe the country’s humanitarian profile. Section 3 presents the results of the benchmark analysis. We align sector priorities of HRP with the IFRC’s strategic priorities and compare FDRS and HRP data. The data on people reached by the National Society and people targeted and in need in the country are analysed. Section 4 contains data on the country’s financial status by sector.

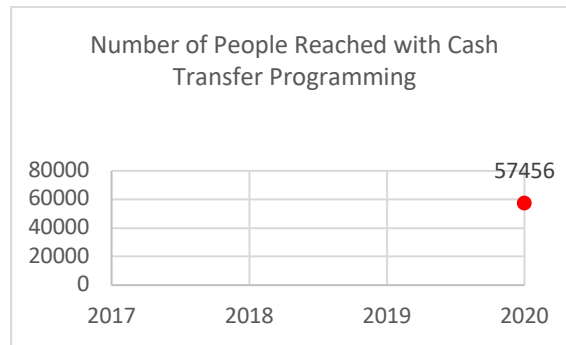
### 1. National Society responses in recent years broken down by IFRC strategic priorities

#### Strategic priority 1: Climate and environmental crisis

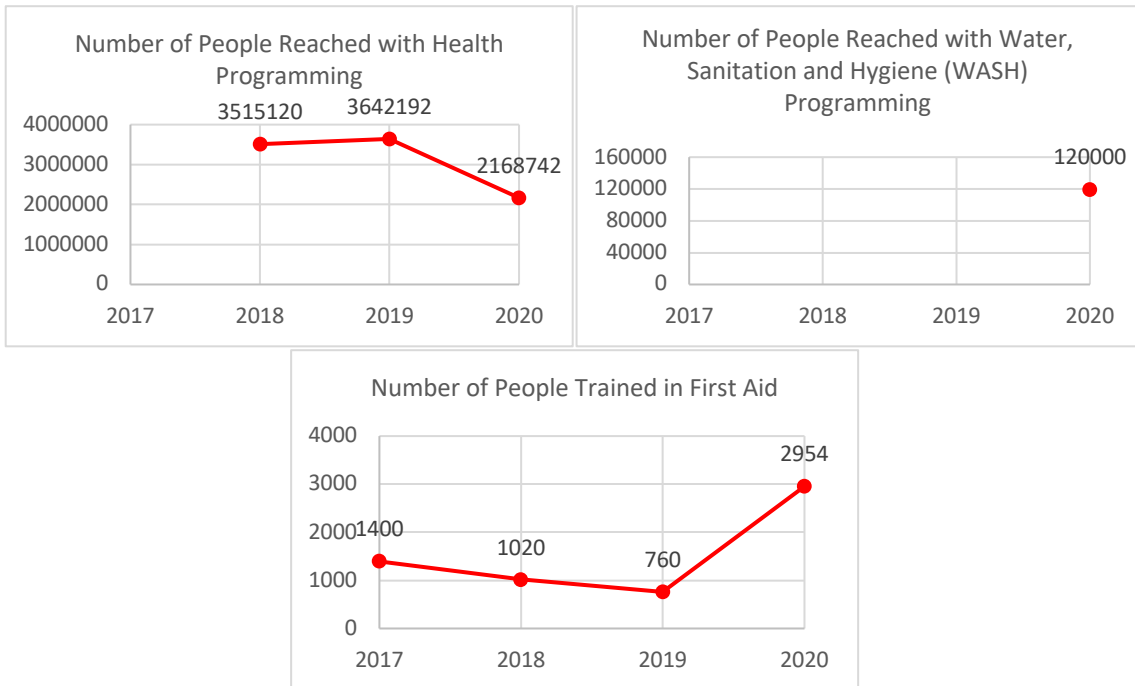
The data on the corresponding FDRS indicators will be collected for the first time in 2022

#### Strategic priority 2: Evolving crises and disasters






**Strategic priority 3: Growing gaps in health and wellbeing**



**Strategic priority 4: Migration and identity**

**Strategic priority 5: Values, power, and inclusion**



Source: IFRC, Federation-wide Databank and Reporting System (n.d.). Available at <https://data.ifrc.org/fdrs>

The analysis reveals that the number of people reached with disaster response and early recovery services and people trained in first aid by the Afghan Red Crescent has increased significantly since 2018. In contrast, the National Society did not provide migration and social inclusion services during this period, which fall under the strategic priorities “SP4 Migration and identity” and “SP5 Values, power, and inclusion”, respectively. Finally, the lack of data availability for the remaining FDRS indicators does not allow to draw accurate conclusions on the responses of the Afghan Red Crescent in recent years.

## 2. UN OCHA Data - Humanitarian Response Plan (HRP) 2022

### 2.1 Country's humanitarian profile as identified by UN OCHA

#### Country's humanitarian profile in 2022

Total population	People in need	People targeted	People reached	Requirements (\$)	Current funding (\$)	Coverage (%)
41.7M	24.4M	22.1M	14M <sup>33</sup>	\$4.44BN	\$1.42BN	31.9%

### 2.2 HRP sector priorities and activities

#### Country's humanitarian profile by sector in 2022

HRP sector	People in need	Targeted (%)	People targeted	People reached
Education	7'921'798	18.94%	1'500'000	373'536
Emergency shelter and NFI	10'895'147	17.81%	1'940'769	79'497
Food security and agriculture	23'840'552	90.43%	21'560'172	13'754'587
Health	18'143'871	80.89%	14'676'565	1'195'522
Nutrition	7'821'161	76.06%	5'949'027	683'158
Protection	16'164'270	27.93%	4'514'001	575'116
Water, sanitation and hygiene (WASH)	15'088'340	69.12%	10'429'585	1'738'686

Source: Humanitarian Response Plan (n.d.). Available at <https://hum-insight.info/>

24.4 million people are in need in Afghanistan, which represents more than half of the population. About 22.1 million people are targeted and 14 million people have been reached in the country from January to April 2022. The percentage of people targeted compared to people in need is relatively high in several sectors (e.g., food security and agriculture; health; nutrition), while it is very low in other sectors (e.g., education; emergency shelter and NFI; protection). Moreover, funding coverage is 31.9% and is insufficient to meet the priorities of the sectors.

<sup>33</sup> The data published by UN OCHA for the number of people reached is based on the period from January 1 to April 30, 2022.

### 3. Conclusions of the benchmark analysis

This section presents the results of the benchmark analysis based on the comparison between FDRS and HRP data by IFRC strategic priority. The data on people reached by the National Society and people targeted and in need in the country are analysed.

#### National Society's activities by HRP sector

2022 FDRS data (Source: IFRC)		2022 HRP data (Source: UN OCHA)			
National Society		Country			
IFRC strategic priority <sup>a</sup>	Relevant FDRS indicator <sup>b</sup>	Estimated people reached	HRP corresponding sector	People in need	People targeted
SP1	N/A	N/A	N/A	N/A	N/A
SP2	Disaster response and early recovery services	221'195	Emergency shelter and NFI	10'895'147	1'940'769
SP3	Health	31'086'845	Food security and agriculture	23'840'552	21'560'172
			Health	18'143'871	14'676'565
			Nutrition	7'821'161	5'949'027
			Water, sanitation and hygiene (WASH)	15'088'340	10'429'585
SP4	Migration	N/A	N/A	N/A	N/A
SP5	Social inclusion	N/A	Education	7'921'798	1'500'000
			Protection	16'164'270	4'514'001

<sup>a</sup> IFRC strategic priority: SP1 - Climate and environmental crisis; SP2 - Evolving crises and disasters; SP3 - Growing gaps in health and wellbeing; SP4 - Migration and identity; SP5 - Values, power, and inclusion

<sup>b</sup> For each IFRC strategic priority, we choose the corresponding FDRS indicator with the highest average value during the period 2017-2020. This average value is used as an estimate of people reached for the year 2022<sup>34</sup>

The Afghan Red Crescent has reached over 31 million people with health programming, which is more than the number of people targeted and in need in the health, nutrition and WASH sectors in the country. This result shows the very good achievement of the National Society against the strategic priority "SP3 Growing gaps in health and wellbeing". In contrast, the number of people reached with disaster response and early recovery services is significantly lower than the number of people targeted and in need in sectors related to emergency shelter and NFI and food security and agriculture.

<sup>34</sup> We acknowledge that this approximation and the time lag represent an important limitation of the analysis and make it less straightforward to compare FDRS and HRP data. Nevertheless, we believe that analysing the National Society's activities against the country's humanitarian profile by sector can provide new insights into the valuable work of the National Society.

## Proportion of people reached by the National Society compared to people in need in the country

		2022 FDRS data (Source: IFRC)	2022 HRP data (Source: UN OCHA)
		National Society	Country
IFRC strategic priority <sup>a</sup>	Relevant FDRS indicator <sup>b</sup>	Estimated people reached (%)	HRP corresponding sector
SP1	N/A	N/A	N/A
SP2	Disaster response and early recovery services	2.03%	Emergency shelter and NFI
		0.93%	Food security and agriculture
SP3	Health	171.34%	Health
		397.47%	Nutrition
		206.03%	Water, sanitation and hygiene (WASH)
SP4	Migration	N/A	N/A
SP5	Social inclusion	N/A	Education
			Protection

### 4. Additional background information on HRP data in UN OCHA

#### Country's funding status by sector in 2022

HRP sector	Current funding	Funding coverage	Funding required
Aviation	\$0	0.00%	\$85 000 000
Coordination and common services	\$22 430 288	87.62%	\$25 600 000
Education	\$177 305 483	109.38%	\$162 100 000
Emergency shelter and NFI	\$12 514 812	3.35%	\$374 000 000
Food security and agriculture	\$582 785 479	21.91%	\$2 660 000 000
Health	\$143 360 723	37.93%	\$378 000 000
Nutrition	\$69 478 739	24.17%	\$287 400 000
Protection	\$38 884 643	28.32%	\$137 300 000
Water, sanitation and hygiene (WASH)	\$24 412 685	7.34%	\$332 800 000

Source: Humanitarian Response Plan (n.d.). Available at <https://hum-insight.info/>

The data indicates that funding coverage is low in all sectors in Afghanistan, with the exception of education and coordination and common services. There is an important need for funds to enable the implementation of sector activities in the country.

## Country plan benchmark analysis

IFRC Region

Name of the country

Asia Pacific

Myanmar

### About

The purpose of this report is to conduct a benchmark analysis to support the IFRC’s unified planning process. To this end, we present a country-level data analysis focused on the IFRC’s strategic priorities:

- SP1 - Climate and environmental crisis
- SP2 - Evolving crises and disasters
- SP3 - Growing gaps in health and wellbeing
- SP4 - Migration and identity
- SP5 - Values, power, and inclusion

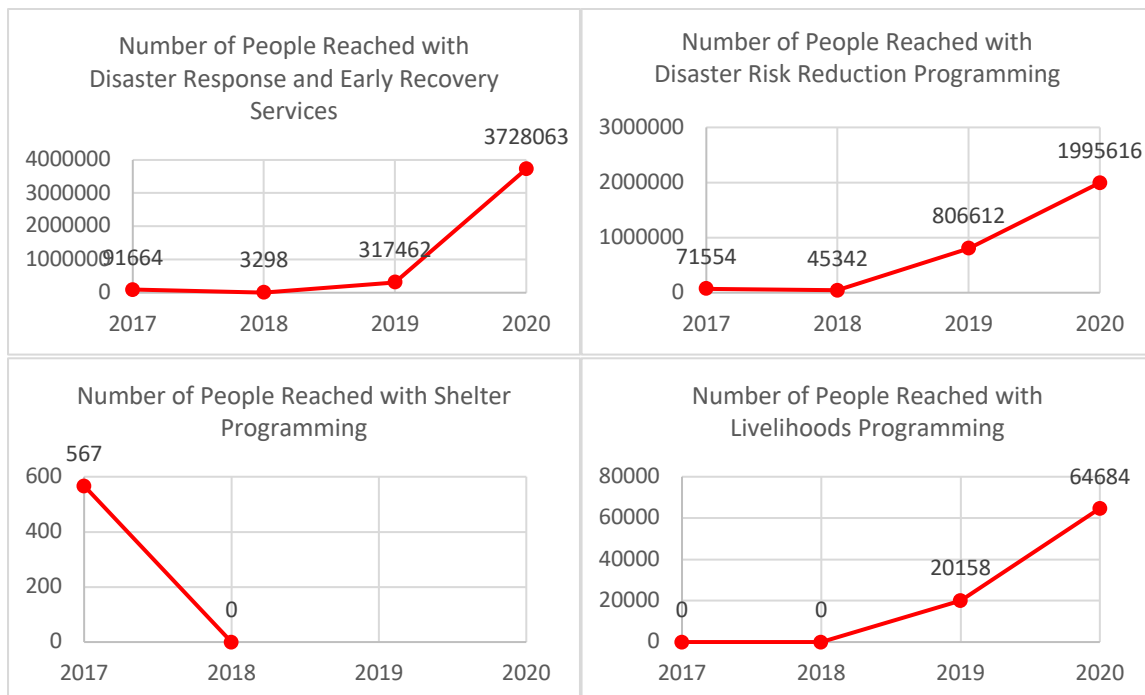
Section 1 analyses IFRC FDRS data and provides an overview of the National Society’s responses over the period 2017-2020, broken down by IFRC’s strategic priorities. In section 2, we use available inter-agency appeals data for 2022 from UN OCHA (as of June 2022), such as Humanitarian Response Plans (HRPs), and describe the country’s humanitarian profile. Section 3 presents the results of the benchmark analysis. We align sector priorities of HRP with the IFRC’s strategic priorities and compare FDRS and HRP data. The data on people reached by the National Society and people targeted and in need in the country are analysed. Section 4 contains data on the country’s financial status by sector.

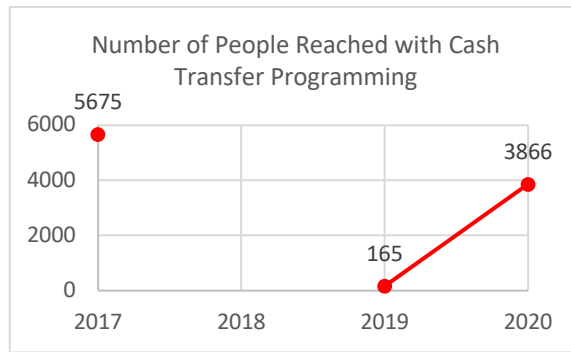
### 1. National Society responses in recent years broken down by IFRC strategic priorities

#### Strategic priority 1: Climate and environmental crisis

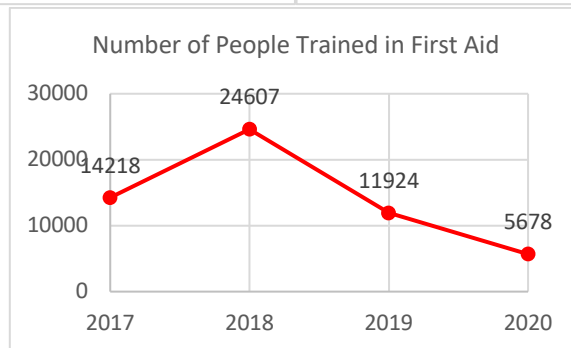
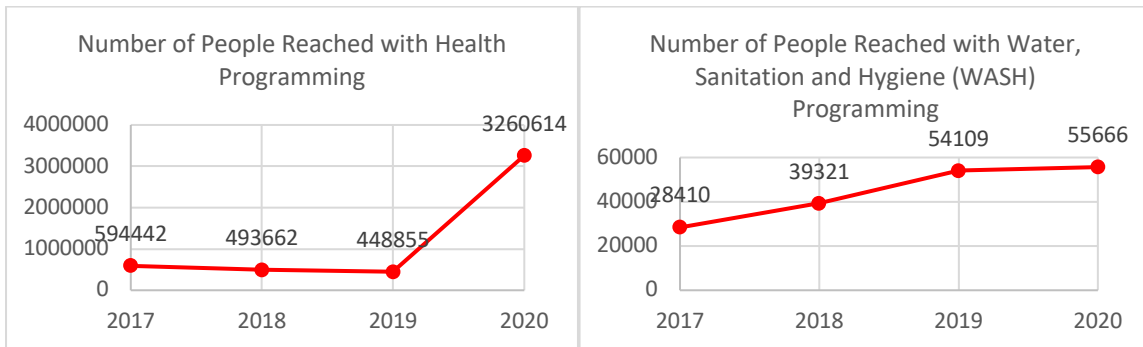
The data on the corresponding FDRS indicators will be collected for the first time in 2022

#### Strategic priority 2: Evolving crises and disasters



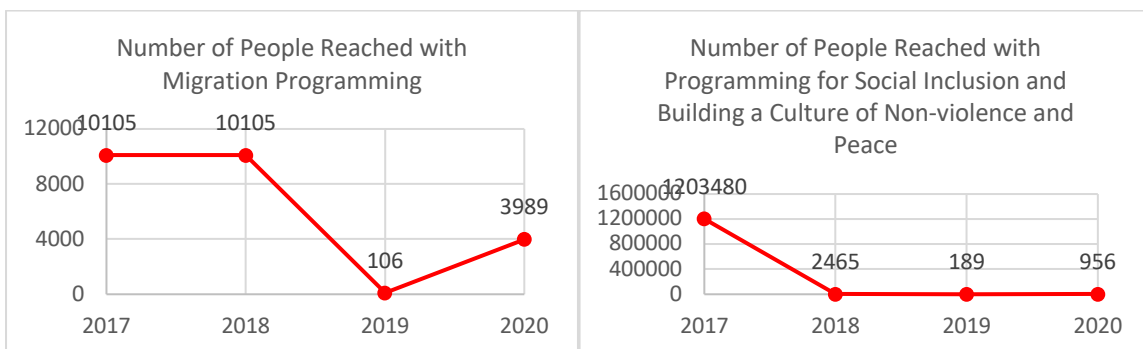


Strategic priority 3: Growing gaps in health and wellbeing



Strategic priority 4: Migration and identity

Strategic priority 5: Values, power, and inclusion



Source: IFRC, Federation-wide Databank and Reporting System (n.d.). Available at <https://data.ifrc.org/fdrs>

The number of people reached with disaster response and early recovery services, disaster risk reduction, livelihoods, health and WASH programming by the Myanmar Red Cross Society increased significantly in 2020 compared to 2018. In contrast, the number of people trained in first aid and reached with migration and social inclusion programming decreased during this period.



## 2. Humanitarian Response Plan (HRP) 2022

### 2.1 Country's humanitarian profile as identified by UN OCHA

#### Country's humanitarian profile in 2022

Total population	People in need	People targeted	People reached	Requirements (\$)	Current funding (\$)	Coverage (%)
54.8M	14.4M	6.2M	N/A	\$825.7M	\$86.8M	10.5%

### 2.2 HRP sector priorities and activities

#### Country's humanitarian profile by sector in 2022

HRP sector	People in need	Targeted (%)	Targeted	Reached
Coordination and support services	N/A	N/A	N/A	N/A
Education	5'400'000	25.93%	1'400'000	N/A
Food security	13'200'000	31.06%	4'100'000	N/A
Health	2'504'880	57.44%	1'438'834	N/A
Nutrition	2'050'709	50.00%	1'025'354	N/A
Protection	9'400'000	21.28%	2'000'000	N/A
Shelter/NFI/ CCCM	1'718'060	36.19%	621'741	N/A
WASH	5'464'903	38.18%	2'086'580	N/A

Source: Humanitarian Response Plan (n.d.). Available at <https://hum-insight.info/>

About 6.2 million people are targeted out of the 14.4 million people in need in Myanmar. The percentage of people targeted compared to people in need in the different sectors is between 21.3 and 57.4%. Moreover, funding coverage is 10.5% and is insufficient to meet the priorities of the sectors.

### 3. Conclusions of the benchmark analysis

This section presents the results of the benchmark analysis based on the comparison between FDRS and HRP data by IFRC strategic priority. The data on people reached by the National Society and people targeted and in need in the country are analysed.

#### National Society's activities by HRP sector

2022 FDRS data (Source: IFRC)			2022 HRP data (Source: UN OCHA)		
National Society			Country		
IFRC strategic priority <sup>a</sup>	Relevant FDRS indicator <sup>b</sup>	Estimated people reached	HRP corresponding sector	People in need	People targeted
SP1	N/A	N/A	N/A	N/A	N/A
SP2	Disaster response and early recovery services	1'035'122	Food security Shelter/NFI/ CCCM	13'200'000 1'718'060	4'100'000 621'741
SP3	Health	1'199'393	Health WASH Nutrition	2'504'880 5'464'903 2'050'709	1'438'834 2'086'580 1'025'354
SP4	Migration	6'076	N/A	N/A	N/A
SP5	Social inclusion	301'773	Education Protection	5'400'000 9'400'000	1'400'000 2'000'000

<sup>a</sup> IFRC strategic priority: SP1 - Climate and environmental crisis; SP2 - Evolving crises and disasters; SP3 - Growing gaps in health and wellbeing; SP4 - Migration and identity; SP5 - Values, power, and inclusion

<sup>b</sup> For each IFRC strategic priority, we choose the corresponding FDRS indicator with the highest average value during the period 2017-2020. This average value is used as an estimate of people reached for the year 2022<sup>35</sup>

The number of people reached with disaster response and early recovery services and health programming by the Myanmar Red Cross Society is significant compared to the number of people targeted and in need in the shelter/NFI/CCCM and health and nutrition sectors in the country, respectively. On the other hand, the number of people reached with programming for social inclusion is lower than the number of people targeted and in need in the education and protection sectors.

<sup>35</sup> We acknowledge that this approximation and the time lag represent an important limitation of the analysis and make it less straightforward to compare FDRS and HRP data. Nevertheless, we believe that analysing the National Society's activities against the country's humanitarian profile by sector can provide new insights into the valuable work of the National Society.

## Proportion of people reached by the National Society compared to people in need in the country

		2022 FDRS data (Source: IFRC)	2022 HRP data (Source: UN OCHA)
		National Society	Country
IFRC strategic priority <sup>a</sup>	Relevant FDRS indicator <sup>b</sup>	Estimated people reached (%)	HRP corresponding sector
SP1	N/A	N/A	N/A
SP2	Disaster response and early recovery services	7.84% 60.25%	Food security Shelter/NFI/ CCCM
SP3	Health	47.88% 21.95% 58.49%	Health WASH Nutrition
SP4	Migration	N/A	N/A
SP5	Social inclusion	5.59% 3.21%	Education Protection

### 4. Additional background information on HRP data in UN OCHA

#### Country's funding status by sector in 2022

HRP sector	Funding	Funding coverage	Funding required
Coordination and support services	\$2 623 551	32.79%	\$8 000 000
Education	\$1 117 129	1.23%	\$91 000 000
Food security	\$8 587 305	3.00%	\$286 000 000
Health	\$10 089 365	12.77%	\$79 000 000
Nutrition	\$1 094 750	1.80%	\$60 687 648
Protection	\$5 401 616	4.66%	\$115 800 000
Shelter/NFI/CCCM	\$3 697 624	7.40%	\$50 000 000
WASH	\$5 638 047	4.17%	\$135 210 384

Source: Humanitarian Response Plan (n.d.). Available at <https://hum-insight.info/>

The table above indicates that funding coverage is very low in all sectors in Myanmar. There is a substantial need for funds to enable the implementation of these activities.

m